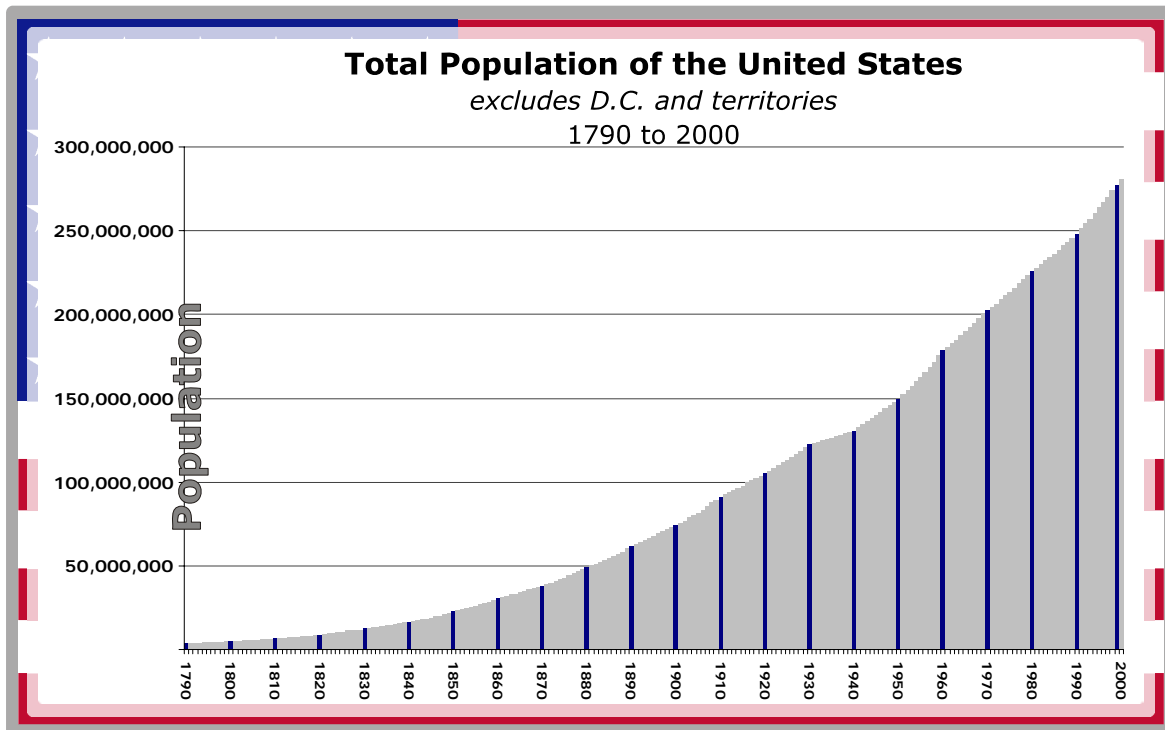


**Historical Annual Population
of the United States**
**Estimated
Population by State**
*not including
the Territories or the District of Columbia*

1789 to 2000



Quantitative Historical Analysis #1

<http://www.thirty-thousand.org/pages/QHA-01.htm>

Data as of March 2005

thirty-thousand.org

<http://www.thirty-thousand.org>

Contact:

Quidam@thirty-thousand.org

Originally Published

June 11, 2005

Second Edition Published

December 22, 2007

Table of Contents

1. Description	1
1.1. Purpose	1
1.2. Data Source	1
1.3. Methodology	1
2. Census vs. Apportionment Population	2
3. Graphical Illustrations	4
3.1. Census vs. Apportionment Population	4
3.2. Total Population of all States (1790 – 2000)	5
4. Historical Annual Population (1789 – 2000)	6

Appendix

Appendix 1 — Interpolation of Decennial Data

Appendix 2 — Data Sources

Appendix 3 — Historical Annual Population (1789 — 2000)

© 2007 thirty-thousand.org

Personal use of this material is permitted as long as it is attributed to *thirty-thousand.org*. However, permission to reprint/republish this material for advertising or promotional purposes or for creating new collective works for resale or redistribution to servers or lists, or to reuse any copyrighted component of this work in other works must be obtained from *thirty-thousand.org*.

Thirty-thousand.org believes the data contained herein to be correct; however, we would greatly appreciate any errors being brought to our attention.

1. DESCRIPTION

1.1. Purpose

The purpose of this report is to estimate the total population, by state, from 1789 to 2000. As explained in Section 2, the *census population* data (from which this report is drawn) should not be confused with *apportionment population*.

Projected population data, from 2001 to 2100, is provided in a separate TTO report.¹

1.2. Data Source

The data in this report was developed from the census population data provided by the United States Census Bureau (“USCB”).²

For time periods that *preceded* the USCB census data, supplemental sources were used to estimate the pre-censal data. These data sources are identified in Appendix 2, Note 3.

1.3. Methodology

Using the USCB’s decennial census data, the population estimates for the intervening years were calculated for this report through mathematical interpolation. This interpolation was done for each state. The *aggregate* interdecennial projections were then calculated by summing the states’ values.

Appendix 1 provides a detailed description of the interpolation method used for this analysis.

¹ The previous edition of this report included post 2000 projections. Because they are likely to change over time, those projections have published in a separate TTO report available at <http://www.thirty-thousand.org/pages/QHA-01.htm>.

² Historical data is available from the USCB at <http://www.census.gov/population/www/cen2000/respop.html>

2. CENSUS VS. APPORTIONMENT POPULATION

Users of this data should understand the distinction between *census population* and *apportionment population*. The census population is simply the number of inhabitants residing within the United States. The apportionment population is used to *apportion* representation. Since 1870, these two values have been nearly (if not completely) equal to one another.

The two data sets are compared in the table below.

Census		Census Population (USCB)	Apportionment Population (Balinski & Young)	Difference (Census- Apportionment)	
#	Year			Amount	% of Census
1	1790	3,513,183	3,393,236	119,947	3.4%
2	1800	5,010,172	4,889,823	120,349	2.4%
3	1810	6,710,919	6,584,255	126,664	1.9%
4	1820	9,090,219	8,609,047	481,172	5.3%
5	1830	12,556,760	11,931,000	625,760	5.0%
6	1840	16,676,537	15,908,376	768,161	4.6%
7	1850	22,652,981	21,675,083	977,898	4.3%
8	1860	30,664,152	29,442,822	1,221,330	4.0%
9	1870	38,115,641	38,115,641	0	0.0%
10	1880	49,371,340	49,371,340	0	0.0%
11	1890	61,848,258	61,763,816	84,442	0.1%
12	1900	74,607,225	74,562,608	44,617	0.1%
13	1910	91,109,542	91,072,117	37,425	0.0%
14	1920	105,273,049	105,210,729	62,320	0.1%
15	1930	122,288,177	122,093,455	194,722	0.2%
16	1940	131,006,184	131,006,184	0	0.0%
17	1950	149,895,183	149,895,183	0	0.0%
18	1960	178,559,219	178,559,219	0	0.0%
19	1970	202,545,363	204,053,325	-1,507,962	-0.7%
20	1980	225,903,767	225,867,174	36,593	0.0%
21	1990	248,102,973	249,022,783	-919,810	-0.4%
22	2000	280,849,847	281,424,177	-574,330	-0.2%

The “Census Population” is the basis for this report. The “Apportionment Population” (or “Representative Population”) data is provided by Balinski and Young.³

³ Balinski, Michel L., H. Peyton Young. *Fair Representation* (second edition). Washington, D.C., Brookings Institution Press. 2001. Appendix B. The Balinski & Young data can also be downloaded from <http://www.uwm.edu/~margo/apport/datasets.htm>

Why does the apportionment population not always equal the census? During the nation's early history, the *apportionment population* was less than the *census* due to a then Constitutionally-mandated formulation which abated, for apportionment purposes, the census totals for specific segments of the population.⁴ This inequitable formulation was finally eliminated with the ratification of the 14th Amendment in 1868. As a result, the apportionment population equaled the population census in 1870 for the first time.

In recent decades, the apportionment population has sometimes been *greater than* the census due to the number of citizens living abroad (many of whom are serving in the armed forces).⁵

Having clarified the distinction between apportionment and census population data, it is also worth noting that, as shown in the table above, the differences between the two values are rarely material *after* 1860. Though statistically small, the effect of these differences upon the apportionment of representation (among the states) can be quite significant, especially where the number of Representatives is small relative to the population.

It could be argued that, in order to approximate the constituency population, the *greater of* census or apportionment population be used. However, because the differences are not material, and for the sake of consistency, this report relies only upon the census population data.

⁴ Primarily, the total number of those who were "not free persons" (i.e., those people who were enslaved) was reduced by two-fifths for the purposes of apportioning representation and taxation.

⁵ The data also, and unavoidably, include both legal and illegal alien populations.

3. GRAPHICAL ILLUSTRATIONS

3.1. Census vs. Apportionment Population

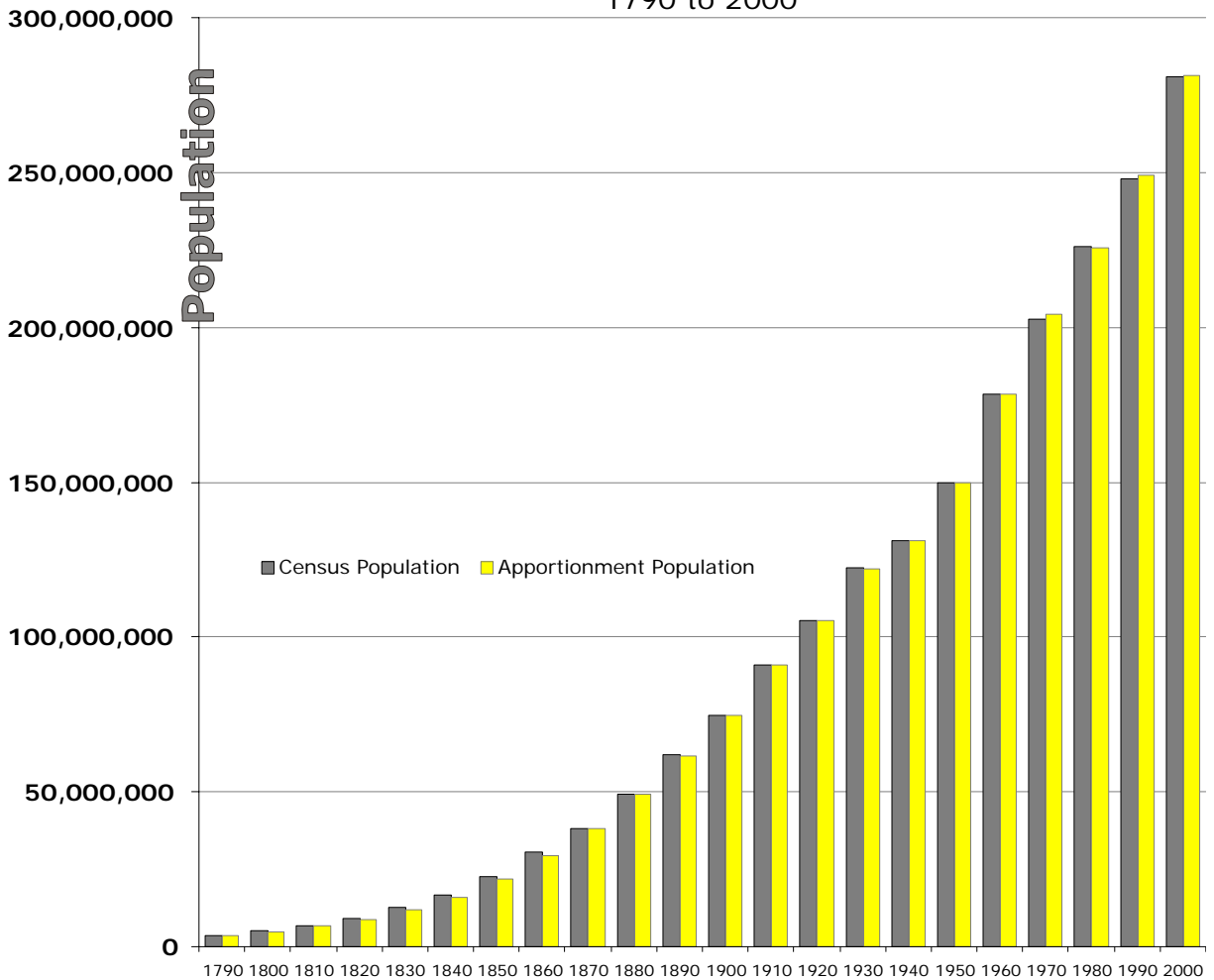
The chart below illustrates that the near equivalency of census and apportionment population data, especially beginning with the 1870 census.

Chart A

Census vs. Apportionment Population

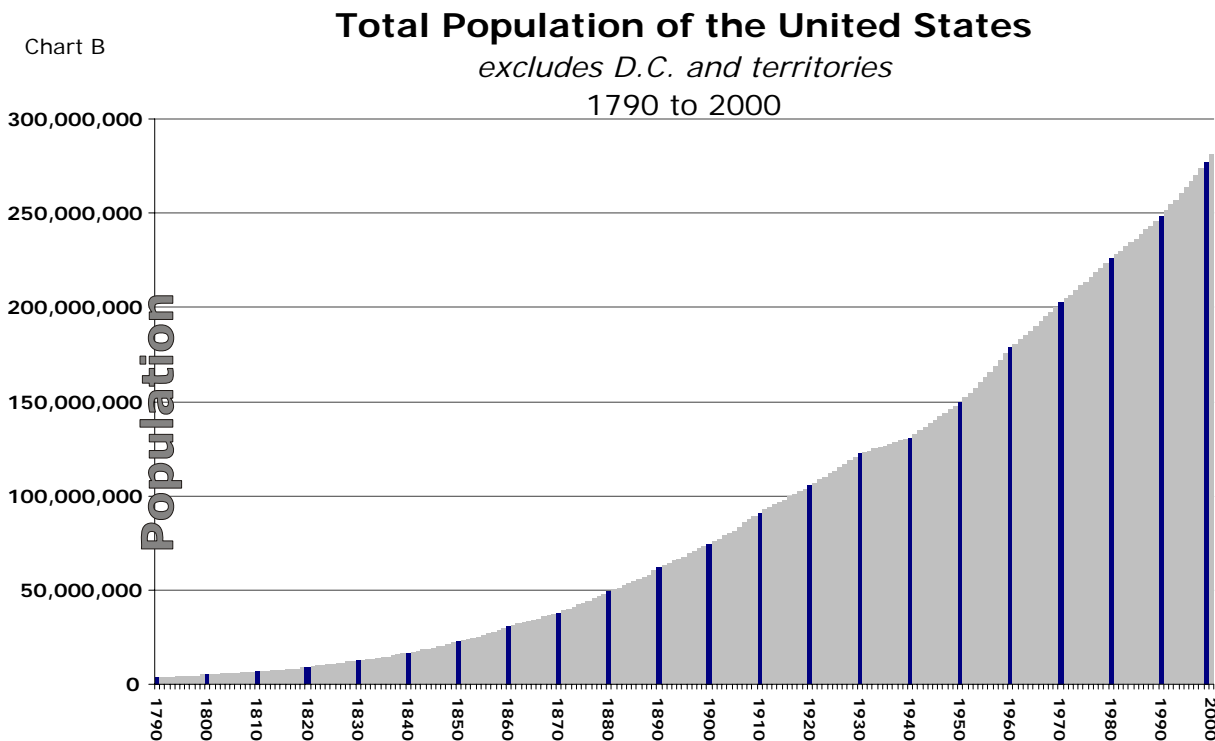
excludes D.C. and territories

1790 to 2000



3.2. Total Population of all States (1790 – 2000)

The chart below illustrates the total census population from 1790 to 2000.



Based on census data, the total population of the United States has increased from 3.58 million in 1790 to over 280 million in 2000 (excluding territories and the District of Columbia).

The data represented by the chart above is provided in Section 4. Appendix 3 provides the historical data *by state*.

4. HISTORICAL ANNUAL POPULATION (1789 – 2000)

The annual population totals are summarized below.

Total Population of States (millions)											
Census Decennial		Interpolated Annual Population Levels									
#	Year	'00	'01	'02	'03	'04	'05	'06	'07	'08	'09
N/A	1780										3.4
1	1790	3.6	3.8	3.9	4.0	4.1	4.3	4.4	4.6	4.7	4.9
2	1800	5.0	5.1	5.3	5.5	5.6	5.8	5.9	6.1	6.3	6.5
3	1810	6.7	6.9	7.1	7.3	7.5	7.6	7.9	8.2	8.4	8.8
4	1820	9.1	9.7	10.0	10.3	10.5	10.8	11.2	11.5	11.8	12.2
5	1830	12.6	12.9	13.2	13.5	13.9	14.2	14.7	15.2	15.7	16.2
6	1840	16.7	17.1	17.6	18.1	18.5	19.3	19.9	20.5	21.3	21.9
7	1850	22.7	23.4	24.0	24.7	25.4	26.1	26.9	27.7	28.6	29.6
8	1860	30.7	31.3	31.9	33.0	33.6	34.3	35.0	35.8	36.5	37.3
9	1870	38.1	39.1	40.0	41.0	42.1	43.1	44.4	45.5	46.8	48.0
10	1880	49.4	50.4	51.4	52.5	53.6	54.7	55.8	57.0	58.3	60.4
11	1890	62.0	63.1	64.3	65.4	66.6	67.8	69.3	70.6	71.9	73.2
12	1900	74.6	75.9	77.3	78.7	80.1	81.6	83.1	85.9	87.6	89.3
13	1910	91.1	92.7	94.2	95.5	96.8	98.2	99.5	100.9	102.3	103.8
14	1920	105.3	106.8	108.4	110.0	111.6	113.3	115.0	116.8	118.6	120.4
15	1930	122.3	123.1	124.0	124.8	125.7	126.5	127.4	128.3	129.2	130.1
16	1940	131.0	132.7	134.5	136.2	138.1	139.9	141.8	143.8	145.8	147.8
17	1950	149.9	152.4	154.9	157.5	160.2	162.9	165.7	168.6	171.5	175.5
18	1960	178.6	180.8	183.0	185.3	187.7	190.0	192.5	194.9	197.4	200.0
19	1970	202.5	204.7	206.8	209.0	211.3	213.6	216.0	218.4	220.8	223.3
20	1980	225.9	227.9	230.0	232.1	234.3	236.5	238.7	241.0	243.3	245.7
21	1990	248.1	251.1	254.2	257.4	260.5	263.8	267.1	270.4	273.8	277.3
22	2000	280.8									

Historical annual population estimates *by state* (1789 – 2000) are provided in Appendix 3.

Appendices

Appendix 1 — Interpolation of Decennial Data

For the purposes of this analysis, annual population values were interpolated from the USCB’s *decennial* values based on the compounded annual growth rate between two consecutive decennial values. Though the *actual* annual population levels are likely to differ from these interpolated values, TTO believes that the interpolated values provide an adequate proxy for the purposes of conducting historical statistical correlations.

The interdecennial annual values for the *total* U.S. were calculated by totaling the states’ annual values (not by interpolating the total decennial totals). As stated before, these values do not include D.C. or other territories.

The *compounded average growth rate* (CAGR) is found by solving for *r* in this equation: $Y_{10} = Y_0(1+r)^{10}$ where Y_0 is the population value from one census and Y_{10} is the population value from the census 10 years later.

CAGR Example

$Y_{1990} = 6,478,216$ (total GA population in 1990)

$Y_{2000} = 8,186,453$ (total GA population in 2000)

Solving for *r* in this equation:

$$Y_{2000} = Y_{1990}(1+r)^{10}$$

$$8,186,453 = 6,478,216 (1+r)^{10}$$

$$1+r = 1.023679567$$

$$r = .023679567$$

The annual (intercensus) values for each of the years *between* 1990 and 2000 are calculated by factoring with resulting $1+r$ value (i.e., each year’s value is equal to the preceding year’s value multiplied by 1.023679567). The result is shown in the *example* below:

Year	Decennial Value	Interpolated Values
1990	6,478,216	
1991		6,631,617
1992		6,788,651
1993		6,949,404
1994		7,113,962
1995		7,282,418
1996		7,454,862
1997		7,631,390
1998		7,812,098
1999		7,997,085
2000	8,186,453	

Appendix 2 — Data Sources

The following notes pertain to the data provided in the population tables in Appendix 3.

Note 1: USCB Decennial Census Data

These data are available from several locations at the USCB web site, including: <http://www.census.gov/population/www/censusdata/apportionment.html>.

Note 2: Interpolated Annual Values

Annual population values were *interpolated* from the available decennial data (as explained in Appendix 1).

Note 3: Non USCB Historical Population Data

The states listed in the table below were admitted *prior* to the initial census for that state. In order to arrive at a pre-census estimate, the following *estimates* were used as a basis for interpolation.

State	Admitted	First Census	Pre-Census Estimates		
			Year	Population	Source
Alaska	Jan. 3, 1959	1860	1950	128,643	From USCB "tab 16"
California	Sept. 9, 1850	1850	1840	10,000	TTO estimate
Connecticut	Jan. 9, 1788	1790	1780	206,701	RMRS (P.47, Table C2) ^{††}
Delaware	Dec. 7, 1787	1790	1780	45,385	RMRS (P.47, Table C3)*
Georgia	Jan. 2, 1788	1790	1780	56,071	RMRS (P.48, Table C5)*
Hawaii	Aug. 21, 1959	1860	1950	499,794	From USCB "Table 26"
Maryland	Apr. 28, 1788	1790	1780	245,474	RMRS (P.49, Table C10)*
Massachusetts	Feb. 6, 1788	1790	1780	317,760	RMRS (P.50, Table C12)*
New Hampshire	June 21, 1788	1790	1780	87,802	RMRS (P.51, Table C13)*
New Jersey	Dec. 18, 1787	1790	1780	139,627	RMRS (P.51, Table C14)*
New York	July 26, 1788	1790	1780	210,541	RMRS (P.52, Table C15)*
North Carolina	Nov. 21, 1789	1790	1780	270,133	RMRS (P.52, Table C16)*
Pennsylvania	Dec. 12, 1787	1790	1780	327,305	RMRS (P.53, Table C18)*
Rhode Island	May 29, 1790	1790	1780	52,946	RMRS (P.54, Table C19)*
South Carolina	May 23, 1788	1790	1780	180,000	RMRS (P.54, Table C20)*
Texas	Dec. 29, 1845	1850	1840	80,000	TTO estimate
Vermont	Mar. 4, 1791	1790	1780	47,620	RMRS (P.54, Table C21)*
Virginia	June 25, 1788	1790	1780	538,004	RMRS (P.55, Table C22)*

^{††} "United States State-Level Population Estimates: Colonization to 1999", General Technical Report RMRS-GTR-111WWW, August 2003, Rocky Mountain Research Station (United States Department of Agriculture Forest Service). http://www.fs.fed.us/rm/pubs/rmrs_gtr111.html

Appendix 3 — Historical Annual Population (1789 — 2000)

The tables on the following pages provide the historical annual population estimates — by state and in total — for 1789 to 2000. These data include admitted states only; territories and the District of Columbia are *excluded*.

This population data is provided by calendar year. Also provided, for reference, is the Congress which corresponds to that year.

The explanatory notes referenced in the following tables are provided in Appendix 2.

Historical Population by State
Historical Annual Population of the United States

Year	1789	1790	1791	1792	1793	1794	1795	1796	1797	1798	1799
Census		1									
as of date:		2-Aug-1790									
Congress	1	1	2	2	3	3	4	4	5	5	6
Total U. S. (millions)	3.4	3.6	3.8	3.9	4.0	4.1	4.3	4.4	4.6	4.7	4.9
Reference.....	Note 3	Note 1	Note 2	Note 2	Note 2	Note 2	Note 2	Note 2	Note 2	Note 2	Note 2
State:	Admission										
Alabama	Dec. 14, 1819										
Alaska	Jan. 3, 1959										
Arizona	Feb. 14, 1912										
Arkansas.....	June 15, 1836										
California	Sept. 9, 1850										
Colorado	Aug. 1, 1876										
Connecticut	234,620	237,946	239,220	240,502	241,790	243,085	244,387	245,696	247,012	248,335	249,665
Delaware	57,556	59,096	59,594	60,097	60,604	61,115	61,630	62,150	62,674	63,203	63,736
Florida	Mar. 3, 1845										
Georgia	79,416	82,548	88,343	94,544	101,181	108,284	115,885	124,020	132,726	142,044	152,015
Hawaii	Aug. 21, 1959										
Idaho	July 3, 1890										
Illinois	Dec. 3, 1818										
Indiana	Dec. 11, 1816										
Iowa	Dec. 28, 1846										
Kansas	Jan. 29, 1861										
Kentucky	June 1, 1792										
Louisiana	Apr. 30, 1812										
Maine	Mar. 15, 1820										
Maryland	311,389	319,728	321,846	323,978	326,123	328,284	330,458	332,647	334,850	337,068	339,301
Massachusetts	372,191	378,787	382,978	387,215	391,499	395,831	400,210	404,638	409,115	413,641	418,218
Michigan	Jan. 26, 1837										
Minnesota	May 11, 1858										
Mississippi	Dec. 10, 1817										
Missouri	Aug. 10, 1821										
Montana	Nov. 8, 1889										
Nebraska	Mar. 1, 1867										
Nevada	Oct. 31, 1864										
New Hampshire	135,236	141,885	145,610	149,433	153,356	157,382	161,514	165,754	170,106	174,571	179,155
New Jersey	179,113	184,139	186,677	189,249	191,857	194,502	197,182	199,900	202,654	205,447	208,279
New Mexico	Jan. 6, 1912										
New York	324,192	340,120	359,322	379,609	401,041	423,682	447,603	472,873	499,570	527,775	557,572
North Carolina	379,190	393,751	401,469	409,338	417,361	425,541	433,882	442,386	451,057	459,898	468,912
North Dakota	Nov. 2, 1889										
Ohio	Mar. 1, 1803										
Oklahoma	Nov. 16, 1907										
Oregon	Feb. 14, 1859										
Pennsylvania	422,252	434,373	448,810	463,727	479,139	495,064	511,518	528,519	546,086	564,235	582,989
Rhode Island		68,825	68,855	68,884	68,914	68,944	68,973	69,003	69,033	69,062	69,092
South Carolina	241,113	249,073	257,365	265,934	274,788	283,936	293,389	303,157	313,250	323,680	334,456
South Dakota	Nov. 2, 1889										
Tennessee	June 1, 1796										
Texas	Dec. 29, 1845										
Utah	Jan. 4, 1896										
Vermont	Mar. 4, 1791										
Virginia	674,568	691,737	702,529	713,489	724,621	735,926	747,407	759,067	770,910	782,937	795,152
Washington	Nov. 11, 1889										
West Virginia	June 20, 1863										
Wisconsin	May 29, 1848										
Wyoming	July 10, 1890										

Historical Population by State
Historical Annual Population of the United States

Year	1800	1801	1802	1803	1804	1805	1806	1807	1808	1809	1810	1811	1812	1813	1814	1815	1816	1817	1818	1819	
Census	2											3									
as of date:	4-Aug-1800											6-Aug-1810									
Congress	6	7	7	8	8	9	9	10	10	11	11	12	12	13	13	14	14	15	15	16	
Total U. S. (millions)	5.0	5.1	5.3	5.5	5.6	5.8	5.9	6.1	6.3	6.5	6.7	6.9	7.1	7.3	7.5	7.6	7.9	8.2	8.4	8.8	
Reference...	Note 1	Note 2	Note 2	Note 2	Note 2	Note 2	Note 2	Note 2	Note 2	Note 2	Note 1	Note 2	Note 2	Note 2	Note 2	Note 2	Note 2	Note 2	Note 2	Note 2	
State:																					
Alabama																				98,137	
Alaska																					
Arizona																					
Arkansas.....																					
California																					
Colorado																					
Connecticut	251,002	252,075	253,153	254,235	255,322	256,414	257,510	258,611	259,717	260,827	261,942	263,243	264,551	265,865	267,185	268,513	269,846	271,187	272,534	273,888	
Delaware	64,273	65,067	65,872	66,686	67,510	68,345	69,189	70,044	70,910	71,787	72,674	72,681	72,689	72,696	72,704	72,711	72,719	72,726	72,734	72,741	
Florida																					
Georgia	162,686	169,993	177,627	185,605	193,941	202,651	211,752	221,262	231,200	241,583	252,433	260,139	268,080	276,264	284,698	293,389	302,345	311,575	321,086	330,888	
Hawaii																					
Idaho																					
Illinois																				40,877	47,506
Indiana																		71,864	85,970	102,844	123,030
Iowa																					
Kansas																					
Kentucky	220,955	234,845	249,607	265,298	281,975	299,701	318,541	338,565	359,848	382,468	406,511	420,066	434,073	448,547	463,503	478,958	494,929	511,432	528,485	546,107	
Louisiana													87,974	94,306	101,094	108,371	116,171	124,533	133,497	143,106	
Maine																					
Maryland	341,548	345,261	349,014	352,808	356,643	360,520	364,439	368,401	372,405	376,454	380,546	383,145	385,762	388,397	391,049	393,720	396,409	399,116	401,842	404,587	
Massachusetts	422,845	427,524	432,256	437,039	441,876	446,766	451,710	456,709	461,763	466,873	472,040	476,930	481,871	486,863	491,907	497,003	502,152	507,355	512,611	517,921	
Michigan																					
Minnesota																					
Mississippi																		57,948	63,277	69,095	
Missouri																					
Montana																					
Nebraska																					
Nevada																					
New Hampshire	183,858	186,711	189,607	192,549	195,537	198,570	201,651	204,780	207,957	211,183	214,460	217,260	220,096	222,969	225,880	228,829	231,816	234,843	237,909	241,015	
New Jersey	211,149	214,361	217,622	220,933	224,294	227,706	231,170	234,687	238,258	241,882	245,562	248,590	251,655	254,757	257,899	261,078	264,297	267,556	270,855	274,194	
New Mexico																					
New York	589,051	618,474	649,367	681,804	715,860	751,617	789,161	828,580	869,968	913,423	959,049	994,072	1,030,374	1,068,002	1,107,003	1,147,429	1,189,332	1,232,764	1,277,783	1,324,445	
North Carolina	478,103	485,331	492,668	500,115	507,676	515,351	523,141	531,050	539,078	547,227	555,500	563,319	571,247	579,288	587,441	595,709	604,094	612,596	621,219	629,962	
North Dakota																					
Ohio				73,901	86,955	102,315	120,388	141,654	166,676	196,118	230,760	253,101	277,606	304,483	333,962	366,295	401,758	440,655	483,317	530,111	
Oklahoma																					
Oregon																					
Pennsylvania	602,365	620,479	639,138	658,358	678,156	698,549	719,555	741,193	763,482	786,441	810,091	831,337	853,140	875,514	898,476	922,039	946,221	971,037	996,503	1,022,638	
Rhode Island	69,122	69,866	70,618	71,378	72,146	72,922	73,707	74,500	75,302	76,112	76,931	77,523	78,119	78,720	79,326	79,936	80,551	81,171	81,796	82,425	
South Carolina	345,591	351,984	358,495	365,127	371,882	378,761	385,768	392,904	400,172	407,575	415,115	423,142	431,324	439,664	448,166	456,832	465,665	474,670	483,848	493,204	
South Dakota																					
Tennessee	105,602	115,635	126,621	138,652	151,825	166,249	182,045	199,341	218,280	239,018	261,727	274,587	288,078	302,233	317,083	332,662	349,007	366,156	384,146	403,021	
Texas																					
Utah																					
Vermont	154,465	159,872	165,468	171,260	177,254	183,459	189,881	196,527	203,406	210,526	217,895	219,639	221,398	223,170	224,957	226,758	228,573	230,403	232,248	234,107	
Virginia	807,557	814,310	821,119	827,985	834,909	841,890	848,930	856,029	863,187	870,405	877,683	883,560	889,477	895,434	901,430	907,467	913,544	919,661	925,820	932,020	
Washington																					
West Virginia																					
Wisconsin																					
Wyoming																					

Historical Population by State
Historical Annual Population of the United States

Year	1820	1821	1822	1823	1824	1825	1826	1827	1828	1829	1830	1831	1832	1833	1834	1835	1836	1837	1838	1839
Census	4										5									
as of date:	7-Aug-1820										Y									
Congress	16	17	17	18	18	19	19	20	20	21	21	22	22	23	23	24	24	25	25	26
Total U. S. (millions)	9.1	9.7	10.0	10.3	10.5	10.8	11.2	11.5	11.8	12.2	12.6	12.9	13.2	13.5	13.9	14.2	14.7	15.2	15.7	16.2
Reference...	Note 1	Note 2	Note 2	Note 2	Note 2	Note 2	Note 2	Note 2	Note 2	Note 2	Note 1	Note 2	Note 2	Note 2	Note 2	Note 2	Note 2	Note 2	Note 2	Note 2
State:																				
Alabama	127,901	139,719	152,630	166,733	182,139	198,969	217,355	237,439	259,378	283,345	309,527	330,194	352,241	375,761	400,850	427,615	456,167	486,626	519,118	553,780
Alaska																				
Arizona																				
Arkansas.....																	61,190	68,761	77,269	86,830
California																				
Colorado																				
Connecticut	275,248	277,412	279,594	281,793	284,009	286,242	288,493	290,762	293,048	295,352	297,675	298,883	300,096	301,314	302,536	303,764	304,997	306,235	307,477	308,725
Delaware	72,749	73,139	73,532	73,926	74,323	74,722	75,123	75,526	75,931	76,338	76,748	76,881	77,014	77,147	77,280	77,414	77,547	77,681	77,816	77,950
Florida																				
Georgia	340,989	355,468	370,562	386,297	402,699	419,799	437,624	456,206	475,578	495,772	516,823	532,084	547,795	563,971	580,624	597,769	615,420	633,592	652,301	671,562
Hawaii																				
Idaho																				
Illinois	55,211	61,311	68,084	75,606	83,959	93,235	103,535	114,974	127,676	141,781	157,445	175,871	196,453	219,443	245,125	273,811	305,855	341,649	381,632	426,294
Indiana	147,178	160,174	174,318	189,710	206,462	224,692	244,533	266,125	289,624	315,199	343,031	367,641	394,017	422,284	452,580	485,050	519,849	557,144	597,115	639,954
Iowa																				
Kansas																				
Kentucky	564,317	575,605	587,118	598,862	610,841	623,060	635,522	648,235	661,201	674,427	687,917	696,598	705,389	714,291	723,304	732,432	741,675	751,035	760,512	770,110
Louisiana	153,407	158,728	164,234	169,930	175,824	181,923	188,233	194,762	201,517	208,507	215,739	226,590	237,987	249,957	262,529	275,733	289,602	304,168	319,466	335,535
Maine		307,171	316,269	325,637	335,282	345,212	355,437	365,964	376,804	387,964	399,455	408,671	418,099	427,745	437,613	447,709	458,038	468,606	479,417	490,477
Maryland	407,350	411,155	414,996	418,872	422,785	426,734	430,720	434,743	438,804	442,903	447,040	449,286	451,544	453,813	456,094	458,386	460,689	463,004	465,331	467,669
Massachusetts	523,287	531,408	539,655	548,030	556,534	565,171	573,942	582,849	591,894	601,080	610,408	622,080	633,975	646,097	658,452	671,042	683,873	696,950	710,276	723,858
Michigan																		119,918	145,061	175,476
Minnesota																				
Mississippi	75,448	80,064	84,961	90,159	95,674	101,527	107,738	114,329	121,323	128,745	136,621	151,163	167,252	185,054	204,750	226,543	250,656	277,335	306,854	339,514
Missouri		71,746	77,306	83,297	89,752	96,707	104,202	112,277	120,978	130,353	140,455	155,304	171,723	189,878	209,952	232,148	256,691	283,829	313,836	347,015
Montana																				
Nebraska																				
Nevada																				
New Hampshire	244,161	246,568	248,999	251,454	253,933	256,436	258,964	261,517	264,095	266,699	269,328	270,815	272,310	273,814	275,326	276,846	278,375	279,912	281,457	283,011
New Jersey	277,575	281,623	285,731	289,898	294,127	298,417	302,769	307,185	311,665	316,211	320,823	325,721	330,693	335,742	340,867	346,071	351,354	356,718	362,164	367,693
New Mexico																				
New York	1,372,812	1,419,543	1,467,865	1,517,832	1,569,499	1,622,926	1,678,171	1,735,297	1,794,367	1,855,448	1,918,608	1,964,396	2,011,276	2,059,275	2,108,420	2,158,737	2,210,256	2,263,004	2,317,010	2,372,306
North Carolina	638,829	648,113	657,533	667,089	676,784	686,620	696,599	706,723	716,995	727,415	737,987	739,516	741,048	742,583	744,122	745,663	747,208	748,756	750,307	751,861
North Dakota																				
Ohio	581,434	609,911	639,782	671,116	703,985	738,464	774,631	812,570	852,367	894,113	937,903	984,263	1,032,915	1,083,972	1,137,552	1,193,781	1,252,789	1,314,714	1,379,700	1,447,898
Oklahoma																				
Oregon																				
Pennsylvania	1,049,458	1,076,081	1,103,380	1,131,371	1,160,072	1,189,502	1,219,677	1,250,619	1,282,345	1,314,877	1,348,233	1,381,793	1,416,189	1,451,440	1,487,569	1,524,598	1,562,548	1,601,443	1,641,306	1,682,161
Rhode Island	83,059	84,375	85,712	87,070	88,450	89,851	91,275	92,721	94,190	95,683	97,199	98,304	99,421	100,551	101,694	102,850	104,019	105,202	106,397	107,607
South Carolina	502,741	510,084	517,533	525,092	532,761	540,542	548,437	556,446	564,573	572,819	581,185	582,493	583,804	585,118	586,435	587,754	589,077	590,403	591,732	593,063
South Dakota																				
Tennessee	422,823	443,522	465,234	488,009	511,899	536,959	563,245	590,818	619,741	650,080	681,904	695,372	709,107	723,112	737,394	751,959	766,810	781,956	797,400	813,150
Texas																				
Utah																				
Vermont	235,981	240,108	244,307	248,579	252,926	257,349	261,849	266,429	271,088	275,828	280,652	281,762	282,876	283,994	285,117	286,244	287,376	288,512	289,653	290,798
Virginia	938,261	948,339	958,525	968,821	979,227	989,745	1,000,376	1,011,121	1,021,982	1,032,959	1,044,054	1,042,156	1,040,261	1,038,370	1,036,482	1,034,598	1,032,717	1,030,839	1,028,965	1,027,094
Washington																				
West Virginia																				
Wisconsin																				
Wyoming																				

Historical Population by State
Historical Annual Population of the United States

Year	1840	1841	1842	1843	1844	1845	1846	1847	1848	1849	1850	1851	1852	1853	1854	1855	1856	1857	1858	1859					
Census	6											7													
as of date:	1-June-1840										1-June-1850														
Congress	26	27	27	28	28	29	29	30	30	31	31	32	32	33	33	34	34	35	35	36					
Total U. S. (millions)	16.7	17.1	17.6	18.1	18.5	19.3	19.9	20.5	21.3	21.9	22.7	23.4	24.0	24.7	25.4	26.1	26.9	27.7	28.6	29.6					
Reference...	Note 1	Note 2	Note 2	Note 2	Note 2	Note 2	Note 2	Note 2	Note 2	Note 2	Note 1	Note 2	Note 2	Note 2	Note 2	Note 2	Note 2	Note 2	Note 2	Note 2					
State:																									
Alabama	590,756	606,747	623,171	640,040	657,366	675,160	693,436	712,207	731,486	751,286	771,623	789,008	806,785	824,962	843,549	862,554	881,988	901,859	922,179	942,956					
Alaska																									
Arizona																									
Arkansas	97,574	105,342	113,728	122,782	132,557	143,110	154,503	166,803	180,083	194,419	209,897	225,787	242,880	261,268	281,047	302,324	325,211	349,831	376,315	404,804					
California											92,597	106,639	122,810	141,433	162,880	187,580	216,025	248,784	286,511	329,958					
Colorado																									
Connecticut	309,978	315,581	321,285	327,093	333,005	339,024	345,152	351,391	357,742	364,209	370,792	378,885	387,154	395,604	404,238	413,060	422,075	431,287	440,700	450,319					
Delaware	78,085	79,336	80,606	81,897	83,209	84,542	85,896	87,271	88,669	90,089	91,532	93,416	95,339	97,301	99,304	101,348	103,434	105,563	107,735	109,953					
Florida											69,020	72,365	75,871	79,548	83,403	87,445	91,687	96,134	100,797	105,686	110,812	116,187	121,823	127,732	133,928
Georgia	691,392	710,352	729,832	749,846	770,409	791,536	813,242	835,544	858,457	881,998	906,185	920,268	934,570	949,095	963,845	978,824	994,036	1,009,485	1,025,173	1,041,106					
Hawaii																									
Idaho																									
Illinois	476,183	504,677	534,876	566,882	600,803	636,754	674,856	715,238	758,037	803,396	851,470	913,065	979,115	1,049,944	1,125,896	1,207,342	1,294,680	1,388,336	1,488,768	1,596,464					
Indiana	685,866	711,393	737,869	765,331	793,815	823,360	854,003	885,788	918,755	952,949	988,416	1,019,748	1,052,074	1,085,424	1,119,831	1,155,329	1,191,952	1,229,736	1,268,718	1,308,936					
Iowa											105,709	122,752	142,544	165,526	192,214	217,937	247,103	280,171	317,666	360,177	408,378	463,030	524,995	595,253	
Kansas																									
Kentucky	779,828	798,046	816,690	835,769	855,294	875,275	895,723	916,649	938,063	959,978	982,405	998,494	1,014,846	1,031,466	1,048,359	1,065,528	1,082,978	1,100,714	1,118,741	1,137,062					
Louisiana	352,411	366,233	380,597	395,525	411,038	427,159	443,913	461,324	479,418	498,221	517,762	534,221	551,202	568,724	586,802	605,456	624,702	644,560	665,049	686,189					
Maine	501,793	509,391	517,105	524,935	532,884	540,953	549,144	557,460	565,901	574,470	583,169	587,530	591,924	596,351	600,811	605,304	609,831	614,391	618,986	623,615					
Maryland	470,019	480,257	490,717	501,405	512,326	523,485	534,888	546,538	558,442	570,606	583,034	592,684	602,494	612,466	622,603	632,908	643,384	654,033	664,858	675,862					
Massachusetts	737,699	760,068	783,115	806,861	831,327	856,535	882,507	909,267	936,838	965,245	994,514	1,015,963	1,037,875	1,060,259	1,083,126	1,106,486	1,130,351	1,154,729	1,179,634	1,205,076					
Michigan	212,267	226,019	240,662	256,253	272,855	290,532	309,354	329,396	350,736	373,459	397,654	423,652	451,350	480,859	512,297	545,791	581,474	619,491	659,992	703,142					
Minnesota																									
Mississippi	375,651	394,086	413,426	433,715	454,999	477,328	500,753	525,327	551,108	578,153	606,526	622,872	639,659	656,898	674,601	692,782	711,453	730,627	750,317	770,539					
Missouri	383,702	406,421	430,485	455,973	482,971	511,568	541,857	573,941	607,923	643,918	682,044	720,598	761,332	804,369	849,838	897,878	948,633	1,002,257	1,058,912	1,118,770					
Montana																									
Nebraska																									
Nevada																									
New Hampshire	284,574	287,750	290,961	294,208	297,492	300,812	304,169	307,563	310,996	314,467	317,976	318,777	319,579	320,384	321,190	321,999	322,810	323,622	324,437	325,254					
New Jersey	373,306	383,565	394,105	404,936	416,063	427,497	439,245	451,316	463,718	476,462	489,555	505,313	521,578	538,367	555,696	573,584	592,046	611,104	630,774	651,078					
New Mexico																									
New York	2,428,921	2,488,695	2,549,940	2,612,693	2,676,989	2,742,868	2,810,368	2,879,530	2,950,393	3,023,000	3,097,394	3,168,022	3,240,261	3,314,147	3,389,717	3,467,011	3,546,067	3,626,926	3,709,629	3,794,218					
North Carolina	753,419	764,252	775,242	786,389	797,696	809,167	820,802	832,604	844,576	856,720	869,039	880,671	892,459	904,404	916,510	928,777	941,209	953,807	966,574	979,511					
North Dakota																									
Ohio	1,519,467	1,560,256	1,602,140	1,645,148	1,689,311	1,734,660	1,781,226	1,829,041	1,878,141	1,928,558	1,980,329	2,013,614	2,047,458	2,081,870	2,116,862	2,152,441	2,188,618	2,225,404	2,262,807	2,300,839					
Oklahoma																									
Oregon																									
Pennsylvania	1,724,033	1,775,357	1,828,210	1,882,635	1,938,681	1,996,396	2,055,828	2,117,030	2,180,054	2,244,954	2,311,786	2,365,297	2,420,046	2,476,063	2,533,376	2,592,016	2,652,013	2,713,399	2,776,206	2,840,467					
Rhode Island	108,830	112,193	115,660	119,234	122,919	126,717	130,633	134,670	138,832	143,122	147,545	150,052	152,601	155,194	157,831	160,513	163,240	166,013	168,834	171,703					
South Carolina	594,398	601,423	608,531	615,724	623,001	630,364	637,815	645,353	652,981	660,698	668,507	671,946	675,403	678,878	682,371	685,882	689,410	692,957	696,523	700,106					
South Dakota																									
Tennessee	829,210	845,115	861,325	877,847	894,685	911,846	929,336	947,162	965,330	983,846	1,002,717	1,012,943	1,023,273	1,033,709	1,044,251	1,054,901	1,065,659	1,076,527	1,087,506	1,098,597					
Texas											130,412	143,802	158,566	174,846	192,797	212,592	236,000	261,985	290,831	322,853	358,401	397,863	441,670	490,301	544,286
Utah																									
Vermont	291,948	294,093	296,254	298,430	300,623	302,831	305,056	307,297	309,555	311,829	314,120	314,218	314,315	314,413	314,511	314,609	314,706	314,804	314,902	315,000					
Virginia	1,025,227	1,034,271	1,043,396	1,052,600	1,061,886	1,071,254	1,080,705	1,090,239	1,099,857	1,109,560	1,119,348	1,128,993	1,138,722	1,148,534	1,158,431	1,168,414	1,178,482	1,188,637	1,198,879	1,209,210					
Washington																									
West Virginia																									
Wisconsin									193,198	242,901	305,391	335,236	367,997	403,960	443,437	486,772	534,342	586,561	643,884	706,808					
Wyoming																									

Historical Population by State
Historical Annual Population of the United States

Year	1860	1861	1862	1863	1864	1865	1866	1867	1868	1869	1870	1871	1872	1873	1874	1875	1876	1877	1878	1879				
Census	8											9												
as of date:	1-June-1860										1-June-1870													
Congress	36	37	37	38	38	39	39	40	40	41	41	42	42	43	43	44	44	45	45	46				
Total U. S. (millions)	30.7	31.3	31.9	33.0	33.6	34.3	35.0	35.8	36.5	37.3	38.1	39.1	40.0	41.0	42.1	43.1	44.4	45.5	46.8	48.0				
Reference...	Note 1	Note 2	Note 2	Note 2	Note 2	Note 2	Note 2	Note 2	Note 2	Note 2	Note 1	Note 2	Note 2	Note 2	Note 2	Note 2	Note 2	Note 2	Note 2	Note 2				
State:																								
Alabama	964,201	967,431	970,672	973,923	977,186	980,459	983,744	987,039	990,346	993,663	996,992	1,020,812	1,045,201	1,070,173	1,095,742	1,121,921	1,148,726	1,176,172	1,204,273	1,233,045				
Alaska																								
Arizona																								
Arkansas.....	435,450	440,120	444,840	449,611	454,433	459,307	464,233	469,212	474,244	479,330	484,471	509,550	535,927	563,670	592,849	623,538	655,816	689,765	725,472	763,026				
California	379,994	395,036	410,674	426,931	443,831	461,401	479,665	498,653	518,393	538,914	560,247	585,097	611,049	638,152	666,458	696,019	726,891	759,132	792,804	827,969				
Colorado											103,122	120,822	141,561	165,859										
Connecticut	460,147	467,349	474,663	482,092	489,637	497,301	505,084	512,989	521,018	529,172	537,454	545,425	553,514	561,723	570,054	578,509	587,089	595,796	604,632	613,600				
Delaware	112,216	113,435	114,666	115,912	117,170	118,443	119,729	121,029	122,343	123,672	125,015	127,023	129,063	131,136	133,242	135,382	137,556	139,765	142,010	144,291				
Florida	140,424	144,562	148,822	153,208	157,723	162,371	167,156	172,082	177,153	182,374	187,748	194,658	201,823	209,251	216,952	224,937	233,216	241,800	250,699	259,926				
Georgia	1,057,286	1,069,332	1,081,514	1,093,836	1,106,298	1,118,902	1,131,650	1,144,542	1,157,582	1,170,770	1,184,109	1,215,811	1,248,361	1,281,784	1,316,100	1,351,336	1,387,515	1,424,663	1,462,805	1,501,968				
Hawaii																								
Idaho																								
Illinois	1,711,951	1,780,835	1,852,491	1,927,030	2,004,568	2,085,226	2,169,130	2,256,410	2,347,201	2,441,646	2,539,891	2,589,158	2,639,381	2,690,579	2,742,769	2,795,972	2,850,206	2,905,493	2,961,852	3,019,304				
Indiana	1,350,428	1,380,294	1,410,821	1,442,023	1,473,915	1,506,512	1,539,831	1,573,886	1,608,694	1,644,272	1,680,637	1,708,267	1,736,351	1,764,897	1,793,913	1,823,405	1,853,382	1,883,852	1,914,823	1,946,303				
Iowa	674,913	714,536	756,485	800,897	847,917	897,697	950,399	1,006,196	1,065,268	1,127,808	1,194,020	1,231,361	1,269,870	1,309,584	1,350,539	1,392,775	1,436,332	1,481,251	1,527,576	1,575,348				
Kansas			121,159	136,928	154,749	174,889	197,651	223,375	252,447	285,302	322,434	364,399	402,949	445,576	492,713	544,837	602,475	666,211	736,689	814,622	900,801			
Kentucky	1,155,684	1,171,240	1,187,005	1,202,982	1,219,175	1,235,585	1,252,217	1,269,072	1,286,154	1,303,466	1,321,011	1,350,609	1,380,870	1,411,810	1,443,442	1,475,784	1,508,850	1,542,656	1,577,221	1,612,559				
Louisiana	708,002	709,871	711,745	713,624	715,507	717,396	719,290	721,189	723,092	725,001	726,915	745,840	765,257	785,180	805,622	826,596	848,116	870,196	892,851	916,096				
Maine	628,279	628,142	628,006	627,869	627,733	627,597	627,460	627,324	627,188	627,051	626,915	629,083	631,259	633,442	635,632	637,830	640,036	642,250	644,471	646,700				
Maryland	687,049	695,902	704,869	713,952	723,152	732,470	741,908	751,468	761,152	770,960	780,894	795,081	809,526	824,233	839,207	854,454	869,977	885,783	901,875	918,260				
Massachusetts	1,231,066	1,252,015	1,273,321	1,294,989	1,317,026	1,339,438	1,362,232	1,385,413	1,408,989	1,432,966	1,457,351	1,487,048	1,517,350	1,548,269	1,579,819	1,612,011	1,644,860	1,678,378	1,712,578	1,747,476				
Michigan	749,113	784,206	820,942	859,400	899,659	941,804	985,923	1,032,109	1,080,459	1,131,073	1,184,059	1,223,036	1,263,296	1,304,881	1,347,835	1,392,203	1,438,032	1,485,369	1,534,265	1,584,769				
Minnesota	172,023	188,949	207,540	227,960	250,390	275,026	302,087	331,810	364,458	400,318	439,706	465,692	493,213	522,361	553,232	585,927	620,554	657,228	696,069	737,205				
Mississippi	791,305	794,893	798,496	802,117	805,753	809,406	813,076	816,762	820,465	824,185	827,922	854,200	881,312	909,285	938,146	967,923	998,644	1,030,341	1,063,044	1,096,785				
Missouri	1,182,012	1,227,284	1,274,291	1,323,098	1,373,774	1,426,391	1,481,023	1,537,748	1,596,646	1,657,799	1,721,295	1,761,503	1,802,650	1,844,758	1,887,849	1,931,948	1,977,076	2,023,258	2,070,520	2,118,885				
Montana																								
Nebraska									79,601	92,025	106,388	122,993	140,102	159,591	181,792	207,080	235,886	268,700	306,077	348,655	397,155			
Nevada											20,485	24,584	29,503	35,406	42,491	44,146	45,866	47,652	49,508	51,437	53,440	55,522	57,685	59,932
New Hampshire	326,073	325,287	324,503	323,721	322,941	322,163	321,387	320,612	319,840	319,069	318,300	321,059	323,842	326,649	329,480	332,336	335,217	338,122	341,053	344,009				
New Jersey	672,035	692,421	713,425	735,066	757,364	780,339	804,010	828,399	853,528	879,419	906,096	926,419	947,198	968,443	990,165	1,012,373	1,035,080	1,058,296	1,082,033	1,106,302				
New Mexico																								
New York	3,880,735	3,928,234	3,976,314	4,024,983	4,074,248	4,124,115	4,174,593	4,225,689	4,277,410	4,329,764	4,382,759	4,448,194	4,514,606	4,582,010	4,650,420	4,719,852	4,790,320	4,861,840	4,934,428	5,008,099				
North Carolina	992,622	1,000,228	1,007,893	1,015,616	1,023,398	1,031,240	1,039,142	1,047,105	1,055,129	1,063,214	1,071,361	1,100,392	1,130,209	1,160,834	1,192,289	1,224,597	1,257,780	1,291,862	1,326,867	1,362,822				
North Dakota																								
Ohio	2,339,511	2,370,208	2,401,309	2,432,817	2,464,739	2,497,079	2,529,844	2,563,039	2,596,670	2,630,741	2,665,260	2,714,278	2,764,197	2,815,035	2,866,807	2,919,532	2,973,226	3,027,908	3,083,596	3,140,307				
Oklahoma																								
Oregon	52,465	55,431	58,564	61,874	65,372	69,067	72,971	77,096	81,454	86,058	90,923	97,063	103,617	110,614	118,083	126,057	134,570	143,657	153,357	163,713				
Pennsylvania	2,906,215	2,962,602	3,020,083	3,078,679	3,138,412	3,199,304	3,261,378	3,324,655	3,389,161	3,454,918	3,521,951	3,591,523	3,662,470	3,734,818	3,808,595	3,883,830	3,960,550	4,038,787	4,118,568	4,199,926				
Rhode Island	174,620	178,485	182,435	186,473	190,600	194,818	199,130	203,537	208,042	212,647	217,353	222,650	228,077	233,636	239,330	245,163	251,138	257,259	263,529	269,952				
South Carolina	703,708	703,898	704,087	704,277	704,467	704,656	704,846	705,036	705,226	705,416	705,606	730,321	755,901	782,377	809,780	838,144	867,501	897,886	929,335	961,886				
South Dakota																								
Tennessee	1,109,801	1,123,846	1,138,068	1,152,470	1,167,054	1,181,823	1,196,779	1,211,925	1,227,262	1,242,792	1,258,520	1,284,377	1,310,766	1,337,697	1,365,181	1,393,230	1,421,855	1,451,068	1,480,882	1,511,308				
Texas	604,215	622,843	642,045	661,839	682,243	703,276	724,958	747,308	770,348	794,097	818,579	874,867	935,025	999,320	1,068,037	1,141,478	1,219,870	1,303,858	1,393,515	1,489,338				
Utah																								
Vermont	315,098	316,610	318,130	319,656	321,191	322,732	324,281	325,837	327,401	328,972	330,551	330,724	330,897	331,071	331,244	331,417	331,591	331,765	331,938	332,112				
Virginia	1,219,630	1,220,182	1,220,735	1,221,287	1,221,840	1,222,393	1,222,947	1,223,500	1,224,054	1,224,609	1,225,163	1,251,255	1,277,903	1,305,118	1,332,913	1,361,300	1,390,292	1,419,901	1,450,140	1,481,024				
Washington																								
West Virginia				395,201	401,572	408,046	414,624	421,308	428,100	435,001	442,014	457,113	472,727	488,875	505,575	522,845	540,705	559,175	578,276	598,029				
Wisconsin	775,881	800,069	825,010	850,730	877,251	904,598	932,799	961,878	991,864	1,022,785	1,054,670	1,078,236	1,102,329	1,126,960	1,152,142	1,177,886	1,204,205	1,231,113	1,258,622	1,286,745				
Wyoming																								

Historical Population by State
Historical Annual Population of the United States

Year	1880	1881	1882	1883	1884	1885	1886	1887	1888	1889	1890	1891	1892	1893	1894	1895	1896	1897	1898	1899	
Census	10										11										
as of date:	1-June-1880										1-June-1890										
Congress	46	47	47	48	48	49	49	50	50	51	51	52	52	53	53	54	54	55	55	56	
Total U. S. (millions)	49.4	50.4	51.4	52.5	53.6	54.7	55.8	57.0	58.3	60.4	62.0	63.1	64.3	65.4	66.6	67.8	69.3	70.6	71.9	73.2	
Reference...	Note 1	Note 2	Note 2	Note 2	Note 2	Note 2	Note 2	Note 2	Note 2	Note 2	Note 1	Note 2	Note 2	Note 2	Note 2	Note 2	Note 2	Note 2	Note 2	Note 2	
State:																					
Alabama	1,262,505	1,285,598	1,309,113	1,333,059	1,357,443	1,382,272	1,407,556	1,433,302	1,459,519	1,486,216	1,513,401	1,542,314	1,571,779	1,601,808	1,632,409	1,663,596	1,695,378	1,727,768	1,760,776	1,794,415	
Alaska																					
Arizona																					
Arkansas.....	802,525	830,332	859,102	888,870	919,668	951,534	984,504	1,018,617	1,053,911	1,090,428	1,128,211	1,145,329	1,162,707	1,180,348	1,198,257	1,216,438	1,234,894	1,253,631	1,272,652	1,291,961	
California	864,694	894,492	925,317	957,204	990,191	1,024,313	1,059,612	1,096,127	1,133,901	1,172,976	1,213,398	1,238,161	1,263,429	1,289,214	1,315,524	1,342,371	1,369,766	1,397,721	1,426,245	1,455,352	
Colorado	194,327	209,556	225,979	243,689	262,787	283,382	305,591	329,540	355,366	383,216	413,249	424,430	435,913	447,707	459,820	472,261	485,038	498,162	511,640	525,483	
Connecticut	622,700	634,074	645,656	657,449	669,457	681,685	694,137	706,815	719,726	732,872	746,258	761,077	776,191	791,605	807,324	823,356	839,707	856,382	873,388	890,732	
Delaware	146,608	148,662	150,745	152,857	154,998	157,170	159,372	161,605	163,869	166,165	168,493	170,051	171,623	173,210	174,811	176,427	178,058	179,705	181,366	183,043	
Florida	269,493	279,742	290,380	301,423	312,886	324,785	337,137	349,958	363,267	377,082	391,422	403,356	415,654	428,327	441,386	454,844	468,712	483,002	497,729	512,904	
Georgia	1,542,180	1,569,426	1,597,153	1,625,370	1,654,086	1,683,309	1,713,048	1,743,313	1,774,112	1,805,456	1,837,353	1,872,133	1,907,572	1,943,682	1,980,475	2,017,965	2,056,164	2,095,087	2,134,746	2,175,156	
Hawaii																					
Idaho											88,548	94,048	99,890	106,095	112,686	119,685	127,120	135,016	143,403	152,311	
Illinois	3,077,871	3,145,603	3,214,825	3,285,570	3,357,873	3,431,766	3,507,285	3,584,467	3,663,347	3,743,962	3,826,352	3,915,841	4,007,424	4,101,148	4,197,064	4,295,224	4,395,679	4,498,484	4,603,693	4,711,362	
Indiana	1,978,301	1,998,735	2,019,380	2,040,238	2,061,312	2,082,603	2,104,114	2,125,848	2,147,805	2,169,990	2,192,404	2,222,837	2,253,692	2,284,975	2,316,693	2,348,851	2,381,455	2,414,512	2,448,028	2,482,009	
Iowa	1,624,615	1,651,319	1,678,462	1,706,051	1,734,093	1,762,596	1,791,568	1,821,016	1,850,949	1,881,373	1,912,297	1,942,077	1,972,320	2,003,034	2,034,227	2,065,906	2,098,077	2,130,750	2,163,932	2,197,630	
Kansas	996,096	1,032,636	1,070,516	1,109,786	1,150,496	1,192,700	1,236,452	1,281,808	1,328,829	1,377,574	1,428,108	1,432,291	1,436,487	1,440,694	1,444,914	1,449,147	1,453,391	1,457,648	1,461,918	1,466,200	
Kentucky	1,648,690	1,668,570	1,688,690	1,709,053	1,729,661	1,750,518	1,771,626	1,792,989	1,814,609	1,836,490	1,858,635	1,885,651	1,913,061	1,940,868	1,969,080	1,997,702	2,026,740	2,056,200	2,086,088	2,116,411	
Louisiana	939,946	956,444	973,232	990,314	1,007,697	1,025,384	1,043,382	1,061,696	1,080,331	1,099,293	1,118,588	1,142,463	1,166,848	1,191,753	1,217,189	1,243,169	1,269,703	1,296,804	1,324,482	1,352,752	
Maine	648,936	650,141	651,348	652,557	653,769	654,983	656,199	657,417	658,638	659,861	661,086	664,350	667,631	670,928	674,241	677,570	680,916	684,279	687,658	691,054	
Maryland	934,943	945,169	955,508	965,959	976,525	987,206	998,004	1,008,920	1,019,955	1,031,112	1,042,390	1,056,113	1,070,017	1,084,104	1,098,376	1,112,837	1,127,487	1,142,331	1,157,370	1,172,606	
Massachusetts	1,783,085	1,824,144	1,866,149	1,909,122	1,953,083	1,998,057	2,044,067	2,091,136	2,139,289	2,188,551	2,238,947	2,290,014	2,342,245	2,395,668	2,450,309	2,506,197	2,563,359	2,621,825	2,681,624	2,742,788	
Michigan	1,636,937	1,677,738	1,719,556	1,762,416	1,806,345	1,851,369	1,897,515	1,944,811	1,993,285	2,042,969	2,093,890	2,124,504	2,155,566	2,187,083	2,219,059	2,251,504	2,284,423	2,317,823	2,351,711	2,386,095	
Minnesota	780,773	822,259	865,950	911,962	960,419	1,011,451	1,065,195	1,121,794	1,181,400	1,244,174	1,310,283	1,348,860	1,388,573	1,429,456	1,471,542	1,514,867	1,559,468	1,605,381	1,652,647	1,701,304	
Mississippi	1,131,597	1,146,484	1,161,567	1,176,849	1,192,332	1,208,018	1,223,911	1,240,012	1,256,326	1,272,854	1,289,600	1,313,646	1,338,140	1,363,091	1,388,507	1,414,397	1,440,769	1,467,634	1,494,999	1,522,875	
Missouri	2,168,380	2,214,737	2,262,085	2,310,445	2,359,839	2,410,289	2,461,817	2,514,447	2,568,202	2,623,107	2,679,185	2,719,142	2,759,695	2,800,852	2,842,624	2,885,018	2,928,045	2,971,713	3,016,033	3,061,014	
Montana											125,568	142,924	150,735	158,973	167,661	176,824	186,487	196,679	207,428	218,764	
Nebraska	452,402	492,733	536,659	584,501	636,608	693,360	755,171	822,493	895,817	975,677	1,062,656	1,063,020	1,063,384	1,063,748	1,064,112	1,064,476	1,064,841	1,065,205	1,065,570	1,065,935	
Nevada	62,266	60,585	58,949	57,357	55,808	54,301	52,835	51,408	50,020	48,669	47,355	46,827	46,306	45,790	45,279	44,775	44,276	43,782	43,295	42,812	
New Hampshire	346,991	349,837	352,707	355,601	358,518	361,459	364,424	367,414	370,428	373,466	376,530	379,897	383,294	386,722	390,180	393,669	397,189	400,741	404,325	407,940	
New Jersey	1,131,116	1,159,154	1,187,887	1,217,333	1,247,508	1,278,431	1,310,121	1,342,597	1,375,877	1,409,982	1,444,933	1,483,759	1,523,628	1,564,569	1,606,610	1,649,780	1,694,111	1,739,633	1,786,377	1,834,378	
New Mexico																					
New York	5,082,871	5,168,164	5,254,888	5,343,067	5,432,726	5,523,890	5,616,583	5,710,832	5,806,662	5,904,101	6,003,174	6,119,130	6,237,326	6,357,804	6,480,610	6,605,788	6,733,384	6,863,444	6,996,017	7,131,150	
North Carolina	1,399,750	1,420,175	1,440,898	1,461,924	1,483,256	1,504,900	1,526,860	1,549,139	1,571,745	1,594,679	1,617,949	1,643,622	1,669,703	1,696,197	1,723,112	1,750,454	1,778,229	1,806,446	1,835,110	1,864,229	
North Dakota											162,035	190,983	201,045	211,638	222,789	234,527	246,883	259,891	273,584	287,999	
Ohio	3,198,062	3,242,592	3,287,743	3,333,522	3,379,938	3,427,001	3,474,719	3,523,102	3,572,158	3,621,897	3,672,329	3,718,186	3,764,616	3,811,625	3,859,222	3,907,413	3,956,205	4,005,607	4,055,626	4,106,269	
Oklahoma																					
Oregon	174,768	185,532	196,958	209,088	221,966	235,636	250,149	265,555	281,910	299,272	317,704	326,191	334,904	343,851	353,036	362,467	372,149	382,090	392,297	402,777	
Pennsylvania	4,282,891	4,371,659	4,462,267	4,554,754	4,649,157	4,745,516	4,843,873	4,944,268	5,046,745	5,151,345	5,258,113	5,354,212	5,452,067	5,551,711	5,653,176	5,756,495	5,861,702	5,968,833	6,077,921	6,189,003	
Rhode Island	276,531	282,758	289,125	295,636	302,293	309,101	316,061	323,178	330,456	337,897	345,506	353,029	360,716	368,571	376,597	384,797	393,176	401,737	410,485	419,423	
South Carolina	995,577	1,010,138	1,024,911	1,039,901	1,055,109	1,070,541	1,086,198	1,102,084	1,118,202	1,134,556	1,151,149	1,168,797	1,186,716	1,204,909	1,223,381	1,242,137	1,261,180	1,280,515	1,300,146	1,320,078	
South Dakota											307,140	348,600	353,566	358,603	363,712	368,893	374,149	379,479	384,885	390,368	
Tennessee	1,542,359	1,563,520	1,584,970	1,606,716	1,628,759	1,651,105	1,673,557	1,													

Historical Population by State
Historical Annual Population of the United States

Year	1900	1901	1902	1903	1904	1905	1906	1907	1908	1909	1910	1911	1912	1913	1914	1915	1916	1917	1918	1919
Census	12										13									
as of date:	1-June-1900										15-Apr-1910									
Congress	56	57	57	58	58	59	59	60	60	61	61	62	62	63	63	64	64	65	65	66
Total U. S. (millions)	74.6	75.9	77.3	78.7	80.1	81.6	83.1	85.9	87.6	89.3	91.1	92.7	94.2	95.5	96.8	98.2	99.5	100.9	102.3	103.8
Reference...	Note 1	Note 2	Note 2	Note 2	Note 2	Note 2	Note 2	Note 2	Note 2	Note 2	Note 1	Note 2	Note 2	Note 2	Note 2	Note 2	Note 2	Note 2	Note 2	Note 2
State:																				
Alabama	1,828,697	1,857,506	1,886,769	1,916,493	1,946,685	1,977,353	2,008,504	2,040,145	2,072,286	2,104,932	2,138,093	2,158,226	2,178,549	2,199,063	2,219,770	2,240,673	2,261,772	2,283,070	2,304,568	2,326,269
Alaska																				
Arizona																				
Arkansas.....	1,311,564	1,335,745	1,360,371	1,385,451	1,410,994	1,437,008	1,463,501	1,490,482	1,517,962	1,545,947	1,574,449	1,591,381	1,608,495	1,625,794	1,643,278	1,660,950	1,678,813	1,696,867	1,715,116	1,733,561
California	1,485,053	1,556,613	1,631,622	1,710,245	1,792,656	1,879,039	1,969,584	2,064,492	2,163,974	2,268,249	2,377,549	2,466,074	2,557,896	2,653,136	2,751,923	2,854,388	2,960,668	3,070,905	3,185,247	3,303,846
Colorado	539,700	561,298	583,759	607,120	631,416	656,684	682,963	710,293	738,717	768,279	799,024	812,081	825,352	838,839	852,547	866,479	880,639	895,030	909,656	924,521
Connecticut	908,420	927,206	946,379	965,950	985,925	1,006,313	1,027,123	1,048,363	1,070,043	1,092,171	1,114,756	1,138,858	1,163,481	1,188,637	1,214,336	1,240,591	1,267,414	1,294,817	1,322,812	1,351,412
Delaware	184,735	186,423	188,126	189,844	191,578	193,329	195,095	196,877	198,676	200,490	202,322	204,301	206,299	208,316	210,354	212,411	214,488	216,586	218,704	220,843
Florida	528,542	547,557	567,255	587,663	608,804	630,707	653,997	676,903	701,255	726,483	752,619	771,838	791,548	811,762	832,491	853,750	875,552	897,910	920,844	940,355
Georgia	2,216,331	2,252,789	2,289,847	2,327,515	2,365,802	2,404,719	2,444,277	2,484,485	2,525,354	2,566,896	2,609,121	2,636,466	2,664,097	2,692,018	2,720,232	2,748,741	2,777,549	2,806,659	2,836,074	2,865,797
Hawaii																				
Idaho	161,772	173,492	186,062	199,542	213,999	229,504	246,131	263,964	283,088	303,598	325,594	334,922	344,517	354,387	364,540	374,984	385,727	396,778	408,145	419,838
Illinois	4,821,550	4,897,620	4,974,890	5,053,379	5,133,106	5,214,091	5,296,354	5,379,915	5,464,794	5,551,012	5,638,591	5,718,030	5,798,588	5,880,280	5,963,124	6,047,135	6,132,329	6,218,724	6,306,336	6,395,182
Indiana	2,516,462	2,534,322	2,552,309	2,570,423	2,588,666	2,607,039	2,625,542	2,644,176	2,662,943	2,681,842	2,700,876	2,722,994	2,745,294	2,767,776	2,790,442	2,813,293	2,836,332	2,859,560	2,882,978	2,906,587
Iowa	2,231,853	2,231,144	2,230,435	2,229,726	2,229,017	2,228,309	2,227,601	2,226,893	2,226,186	2,225,478	2,224,771	2,224,077	2,225,519	2,227,095	2,229,809	2,232,660	2,236,550	2,240,480	2,244,450	2,248,465
Kansas	1,470,495	1,491,181	1,512,157	1,533,429	1,555,000	1,576,874	1,599,056	1,621,550	1,644,361	1,667,492	1,690,949	1,698,621	1,706,328	1,714,070	1,721,847	1,729,660	1,737,508	1,745,391	1,753,311	1,761,266
Kentucky	2,147,174	2,161,037	2,174,990	2,189,033	2,203,167	2,217,391	2,231,708	2,246,117	2,260,619	2,275,215	2,289,905	2,302,273	2,314,707	2,327,208	2,339,777	2,352,414	2,365,119	2,377,893	2,390,736	2,403,648
Louisiana	1,381,625	1,406,913	1,432,665	1,458,887	1,485,590	1,512,781	1,540,470	1,568,666	1,597,378	1,626,615	1,656,388	1,670,079	1,683,884	1,697,803	1,711,837	1,725,986	1,740,253	1,754,638	1,769,141	1,783,765
Maine	694,466	699,114	703,793	708,503	713,245	718,019	722,825	727,663	732,533	737,435	742,371	744,896	747,430	749,973	752,524	755,084	757,652	760,229	762,815	765,410
Maryland	1,188,044	1,198,362	1,208,769	1,219,266	1,229,855	1,240,535	1,251,309	1,262,176	1,273,137	1,284,193	1,295,346	1,310,008	1,324,835	1,339,831	1,354,996	1,370,333	1,385,843	1,401,530	1,417,393	1,433,436
Massachusetts	2,805,346	2,856,963	2,909,529	2,963,063	3,017,581	3,073,103	3,129,646	3,187,230	3,245,873	3,305,595	3,366,416	3,412,115	3,458,434	3,505,382	3,552,968	3,601,199	3,649,085	3,696,635	3,743,857	3,790,761
Michigan	2,420,982	2,457,343	2,494,249	2,531,710	2,569,734	2,608,329	2,647,503	2,687,266	2,727,626	2,768,592	2,810,173	2,886,075	2,964,026	3,044,084	3,126,303	3,210,743	3,297,464	3,386,527	3,477,996	3,571,935
Minnesota	1,751,394	1,781,403	1,811,926	1,842,971	1,874,549	1,906,668	1,939,337	1,972,566	2,006,364	2,040,742	2,075,708	2,104,928	2,134,558	2,164,606	2,195,077	2,225,977	2,257,312	2,289,088	2,321,311	2,353,938
Mississippi	1,551,270	1,574,259	1,597,589	1,621,264	1,645,291	1,669,673	1,694,417	1,719,528	1,745,010	1,770,871	1,797,114	1,796,463	1,795,813	1,795,163	1,794,513	1,793,863	1,793,214	1,792,564	1,791,915	1,791,267
Missouri	3,106,665	3,124,846	3,143,133	3,161,527	3,180,029	3,198,639	3,217,357	3,236,186	3,255,125	3,274,174	3,293,335	3,304,243	3,315,187	3,326,167	3,337,184	3,348,237	3,359,327	3,370,454	3,381,617	3,392,819
Montana	243,329	254,155	265,464	277,275	289,612	302,497	315,956	330,014	344,697	360,034	376,053	390,546	405,598	421,230	437,465	454,325	471,835	490,020	508,906	528,519
Nebraska	1,066,300	1,078,268	1,090,371	1,102,610	1,114,986	1,127,501	1,140,156	1,152,953	1,165,895	1,178,981	1,192,214	1,202,242	1,212,354	1,222,551	1,232,833	1,243,203	1,253,659	1,264,204	1,274,837	1,285,559
Nevada	42,335	45,221	48,305	51,598	55,116	58,874	62,888	67,176	71,756	76,649	81,875	81,417	80,961	80,508	80,058	79,610	79,164	78,721	78,281	77,843
New Hampshire	411,588	413,448	415,317	417,194	419,079	420,973	422,876	424,787	426,706	428,635	430,572	431,807	433,046	434,288	435,533	436,783	438,036	439,292	440,552	441,816
New Jersey	1,883,669	1,940,613	1,999,279	2,059,719	2,121,985	2,186,134	2,252,222	2,320,308	2,390,453	2,462,718	2,537,167	2,593,143	2,650,354	2,708,827	2,768,591	2,829,672	2,892,102	2,955,908	3,021,123	3,087,776
New Mexico																				
New York	7,268,894	7,435,164	7,605,238	7,779,202	7,957,145	8,139,158	8,325,335	8,515,770	8,710,562	8,909,809	9,113,614	9,233,432	9,354,826	9,477,815	9,602,422	9,728,666	9,856,571	9,986,157	10,117,447	10,250,462
North Carolina	1,893,810	1,922,954	1,952,547	1,982,595	2,013,106	2,044,086	2,075,543	2,107,484	2,139,917	2,172,848	2,206,287	2,239,262	2,272,730	2,306,698	2,341,174	2,376,165	2,411,679	2,447,724	2,484,307	2,521,438
North Dakota	319,146	338,620	359,282	381,204	404,465	429,145	455,330	483,114	512,593	543,870	577,056	583,684	590,389	597,170	604,029	610,968	617,985	625,084	632,264	639,526
Ohio	4,157,545	4,184,819	4,212,881	4,241,314	4,270,417	4,300,192	4,330,641	4,361,774	4,393,594	4,427,119	4,461,444	4,496,571	4,532,500	4,569,231	4,606,764	4,645,101	4,684,241	4,724,084	4,764,631	4,805,881
Oklahoma																				
Oregon	413,536	434,159	455,809	478,540	502,404	527,459	553,762	581,378	610,370	640,809	672,765	683,085	693,563	704,203	715,005	725,973	737,109	748,416	759,897	771,554
Pennsylvania	6,302,115	6,426,722	6,553,793	6,683,377	6,815,523	6,950,281	7,087,704	7,227,845	7,370,756	7,516,493	7,665,111	7,764,587	7,865,353	7,967,427	8,070,826	8,175,567	8,281,667	8,389,144	8,498,016	8,608,301
Rhode Island	428,556	438,789	449,266	459,993	470,977	482,223	493,737	505,526	517,597	529,956	542,610	548,493	554,440	560,452	566,528	572,671	578,880	585,156	591,501	597,914
South Carolina	1,340,316	1,356,873	1,373,635	1,390,603	1,407,781	1,425,172	1,442,777	1,460,600	1,478,643	1,496,909	1,515,400	1,531,446	1,547,662	1,564,049	1,580,610	1,597,346	1,614,260	1,631,353	1,648,626	1,666,083
South Dakota	401,570	416,887	432,788	449,295	466,432	484,223	502,692	521,866	541,771	562,435	583,888	588,952	594,059	599,211	604,408	609,649	614,936	620,269	625,648	631,074
Tennessee	2,020,616	2,036,462	2,052,433	2,068,528	2,084,750	2,101,100	2,117,577	2,134,184	2,150,920	2,167,789	2,184,789	2,199,636	2,214,584	2,229,634	2,244,786	2,260,041	2,275,400	2,290,863	2,306,431	2,322,105
Texas	3,048,710	3,124,442	3,202,055	3,281,596	3,363,113	3,446,654	3,532,271	3,620,015	3,709,939	3,802,096	3,896,542	3,967,163	4,039,065	4,112,269	4,186,801	4,262,683	4,339,940	4,418,598	4,498,681	4,580,216
Utah	276,749	285,160	293,827	302,758	311,960	321,441	331,211	341,278	351,650	362,338	373,351	380,337	387,544	394,703	402,089	409,613				

Historical Population by State
Historical Annual Population of the United States

Year	1920	1921	1922	1923	1924	1925	1926	1927	1928	1929	1930	1931	1932	1933	1934	1935	1936	1937	1938	1939
Census	14										15									
as of date:	1-Jan-1920										1-Apr-1930									
Congress	66	67	67	68	68	69	69	70	70	71	71	72	72	73	73	74	74	75	75	76
Total U. S. (millions)	105.3	106.8	108.4	110.0	111.6	113.3	115.0	116.8	118.6	120.4	122.3	123.1	124.0	124.8	125.7	126.5	127.4	128.3	129.2	130.1
Reference...	Note 1	Note 2	Note 2	Note 2	Note 2	Note 2	Note 2	Note 2	Note 2	Note 2	Note 1	Note 2	Note 2	Note 2	Note 2	Note 2	Note 2	Note 2	Note 2	Note 2
State:																				
Alabama	2,348,174	2,376,404	2,404,974	2,433,887	2,463,147	2,492,760	2,522,728	2,553,057	2,583,750	2,614,812	2,646,248	2,664,352	2,682,579	2,700,931	2,719,409	2,738,013	2,756,745	2,775,604	2,794,593	2,813,712
Alaska																				
Arizona	334,162	343,137	352,353	361,816	371,534	381,513	391,759	402,281	413,086	424,180	435,573	441,558	447,625	453,775	460,010	466,331	472,738	479,234	485,819	492,494
Arkansas	1,752,204	1,762,173	1,772,198	1,782,280	1,792,420	1,802,618	1,812,873	1,823,187	1,833,560	1,843,991	1,854,482	1,863,761	1,873,086	1,882,458	1,891,877	1,901,342	1,910,856	1,920,417	1,930,025	1,939,682
California	3,426,861	3,604,298	3,790,922	3,987,209	4,193,659	4,410,799	4,639,182	4,879,391	5,132,037	5,397,765	5,677,251	5,789,695	5,904,366	6,021,307	6,140,566	6,262,186	6,386,215	6,512,700	6,641,691	6,773,236
Colorado	939,629	948,829	958,119	967,500	976,973	986,539	996,198	1,005,952	1,015,802	1,025,748	1,035,791	1,044,226	1,052,729	1,061,301	1,069,944	1,078,657	1,087,440	1,096,295	1,105,223	1,114,223
Connecticut	1,380,631	1,401,744	1,423,181	1,444,945	1,467,042	1,489,476	1,512,254	1,535,381	1,558,861	1,582,699	1,606,903	1,616,855	1,626,868	1,636,944	1,647,082	1,657,283	1,667,547	1,677,874	1,688,266	1,698,721
Delaware	223,003	224,495	225,997	227,509	229,031	230,563	232,106	233,659	235,222	236,796	238,380	241,053	243,757	246,491	249,255	252,051	254,877	257,736	260,626	263,549
Florida	968,470	1,009,616	1,052,511	1,097,228	1,143,845	1,192,442	1,243,104	1,295,919	1,350,977	1,408,375	1,468,211	1,506,530	1,545,479	1,585,625	1,626,814	1,669,073	1,712,429	1,756,912	1,802,550	1,849,374
Georgia	2,895,832	2,897,097	2,898,362	2,899,628	2,900,895	2,902,162	2,903,430	2,904,698	2,905,967	2,907,236	2,908,506	2,909,774	2,911,042	2,912,310	2,913,578	2,914,846	2,916,114	2,917,382	2,918,650	2,919,918
Hawaii																				
Idaho	431,866	433,165	434,468	435,774	437,085	438,400	439,718	441,041	442,367	443,698	445,032	452,436	459,964	467,617	475,397	483,307	491,348	499,523	507,834	516,283
Illinois	6,485,280	6,591,618	6,699,700	6,809,554	6,921,209	7,034,695	7,150,041	7,267,279	7,386,440	7,507,554	7,630,654	7,656,903	7,683,242	7,709,671	7,736,192	7,762,803	7,789,506	7,816,301	7,843,189	7,870,168
Indiana	2,930,390	2,959,834	2,989,573	3,019,612	3,049,952	3,080,597	3,111,550	3,142,814	3,174,392	3,206,287	3,238,503	3,266,952	3,275,506	3,294,166	3,312,932	3,331,805	3,350,786	3,369,875	3,389,072	3,408,379
Iowa	2,404,021	2,410,630	2,417,258	2,423,904	2,430,568	2,437,250	2,443,951	2,450,670	2,457,408	2,464,164	2,470,939	2,477,591	2,484,260	2,490,948	2,497,654	2,504,377	2,511,119	2,517,879	2,524,657	2,531,453
Kansas	1,769,257	1,780,126	1,791,061	1,802,064	1,813,134	1,824,273	1,835,479	1,846,755	1,858,100	1,869,514	1,880,999	1,872,845	1,864,726	1,856,642	1,848,593	1,840,579	1,832,600	1,824,656	1,816,745	1,808,870
Kentucky	2,416,630	2,435,732	2,454,985	2,474,390	2,493,948	2,513,662	2,533,530	2,553,556	2,573,741	2,594,084	2,614,589	2,636,822	2,659,245	2,681,858	2,704,664	2,727,663	2,750,858	2,774,250	2,797,841	2,821,633
Louisiana	1,798,509	1,826,738	1,855,410	1,884,532	1,914,111	1,944,154	1,974,669	2,005,662	2,037,143	2,069,117	2,101,593	2,126,455	2,151,612	2,177,066	2,202,822	2,228,882	2,255,250	2,281,930	2,308,926	2,336,242
Maine	768,014	770,905	773,808	776,721	779,645	782,580	785,527	788,484	791,452	794,432	797,423	802,269	807,144	812,048	816,983	821,947	826,942	831,967	837,023	842,109
Maryland	1,449,661	1,466,896	1,484,335	1,501,982	1,519,839	1,537,908	1,556,191	1,574,692	1,593,413	1,612,357	1,631,526	1,649,573	1,667,819	1,686,267	1,704,919	1,723,777	1,742,844	1,762,122	1,781,613	1,801,319
Massachusetts	3,852,356	3,890,350	3,928,720	3,967,467	4,006,597	4,046,112	4,086,018	4,126,317	4,167,013	4,208,111	4,249,614	4,266,277	4,262,951	4,269,636	4,276,331	4,283,036	4,289,752	4,296,478	4,303,215	4,309,963
Michigan	3,668,412	3,771,687	3,877,870	3,987,042	4,099,288	4,214,694	4,333,348	4,455,343	4,580,773	4,709,734	4,842,325	4,882,193	4,922,389	4,962,917	5,003,778	5,044,975	5,086,512	5,128,390	5,170,614	5,213,185
Minnesota	2,387,125	2,404,245	2,421,487	2,438,853	2,456,344	2,473,960	2,491,702	2,509,572	2,527,569	2,545,696	2,563,953	2,582,921	2,608,077	2,630,423	2,652,968	2,675,692	2,698,617	2,721,739	2,745,059	2,768,579
Mississippi	1,790,618	1,811,417	1,832,457	1,853,742	1,875,274	1,897,056	1,919,091	1,941,382	1,963,932	1,986,744	2,009,821	2,026,576	2,043,470	2,060,506	2,077,683	2,095,003	2,112,468	2,130,079	2,147,836	2,165,741
Missouri	3,404,055	3,425,942	3,447,770	3,470,139	3,492,451	3,514,906	3,537,506	3,560,251	3,583,142	3,606,180	3,629,367	3,644,606	3,659,908	3,675,275	3,690,706	3,706,202	3,721,763	3,737,390	3,753,082	3,768,840
Montana	548,889	547,750	546,614	545,479	544,348	543,218	542,091	540,966	539,844	538,724	537,606	539,752	541,907	544,070	546,242	548,422	550,611	552,809	555,016	557,232
Nebraska	1,296,372	1,304,309	1,312,294	1,320,329	1,328,412	1,336,545	1,344,728	1,352,961	1,361,244	1,369,578	1,377,963	1,371,620	1,365,307	1,359,022	1,352,767	1,346,540	1,340,342	1,334,173	1,328,032	1,321,919
Nevada	77,407	78,675	79,963	81,272	82,603	83,956	85,330	86,727	88,148	89,591	91,058	92,816	94,608	96,435	98,296	100,194	102,129	104,100	106,110	108,159
New Hampshire	443,083	445,255	447,439	449,632	451,837	454,052	456,278	458,516	460,764	463,023	465,293	467,852	470,425	473,012	475,613	478,229	480,859	483,503	486,162	488,836
New Jersey	3,155,900	3,234,919	3,315,916	3,398,941	3,484,046	3,571,281	3,660,700	3,752,358	3,846,311	3,942,617	4,041,334	4,053,063	4,064,826	4,076,622	4,088,454	4,100,319	4,112,219	4,124,153	4,136,123	4,148,126
New Mexico	360,350	366,200	372,145	378,187	384,327	390,567	396,907	403,351	409,900	416,554	423,317	433,087	443,083	453,310	463,772	474,476	485,427	496,631	508,093	519,820
New York	10,385,227	10,586,936	10,792,563	11,002,184	11,215,876	11,433,719	11,655,792	11,882,179	12,112,963	12,348,230	12,588,066	12,674,456	12,761,439	12,849,019	12,937,200	13,025,987	13,115,382	13,205,391	13,296,018	13,387,267
North Carolina	2,559,123	2,614,519	2,671,114	2,728,933	2,788,005	2,848,355	2,910,012	2,973,003	3,037,357	3,103,105	3,170,276	3,208,292	3,246,764	3,285,698	3,325,098	3,364,971	3,405,322	3,446,157	3,487,481	3,529,301
North Dakota	646,872	650,192	653,528	656,882	660,253	663,641	667,047	670,470	673,911	677,369	680,845	676,850	672,879	668,931	665,006	661,104	657,225	653,369	649,535	645,724
Ohio	5,759,394	5,842,513	5,926,832	6,012,367	6,099,138	6,187,160	6,276,452	6,367,034	6,458,922	6,552,137	6,646,697	6,672,339	6,698,079	6,723,919	6,749,859	6,775,899	6,802,039	6,828,280	6,854,622	6,881,066
Oklahoma	2,028,283	2,062,363	2,097,016	2,132,250	2,168,077	2,204,506	2,241,547	2,279,210	2,317,507	2,356,446	2,396,040	2,390,012	2,383,998	2,378,000	2,372,017	2,366,049	2,360,096	2,354,158	2,348,235	2,342,327
Oregon	783,389	798,960	814,840	831,035	847,553	864,399	881,580	899,102	916,972	935,198	953,786	966,576	979,537	992,672	1,005,983	1,019,473	1,033,144	1,046,998	1,061,037	1,075,265
Pennsylvania	8,720,017	8,807,128	8,895,109	8,983,970	9,073,718	9,164,362	9,255,912	9,348,377	9,441,765	9,536,087	9,631,350	9,657,901	9,684,526	9,711,223	9,737,995	9,764,840	9,791,759	9,818,753	9,845,820	9,872,963
Rhode Island	604,397	612,234	620,172	628,213	636,358	644,609	652,967	661,434	670,010	678,697	687,497	690,039	6							

Historical Population by State
Historical Annual Population of the United States

Year	1940	1941	1942	1943	1944	1945	1946	1947	1948	1949	1950	1951	1952	1953	1954	1955	1956	1957	1958	1959
Census	16										17									
as of date:	1-Apr-1940										1-Apr-1950									
Congress	76	77	77	78	78	79	79	80	80	81	81	82	82	83	83	84	84	85	85	86
Total U. S. (millions)	131.0	132.7	134.5	136.2	138.1	139.9	141.8	143.8	145.8	147.8	149.9	152.4	154.9	157.5	160.2	162.9	165.7	168.6	171.5	175.5
Reference...	Note 1	Note 2	Note 2	Note 2	Note 2	Note 2	Note 2	Note 2	Note 2	Note 2	Note 1	Note 2	Note 2	Note 2	Note 2	Note 2	Note 2	Note 2	Note 2	Note 2
State:																				
Alabama	2,832,961	2,855,048	2,877,307	2,899,740	2,922,347	2,945,131	2,968,093	2,991,233	3,014,554	3,038,057	3,061,743	3,081,650	3,101,687	3,121,853	3,142,151	3,162,581	3,183,144	3,203,840	3,224,671	3,245,637
Alaska																				229,101
Arizona	499,261	519,969	541,535	563,996	587,388	611,751	637,124	663,550	691,072	719,735	749,587	792,148	837,126	884,657	934,887	987,969	1,044,065	1,103,346	1,165,994	1,232,198
Arkansas.....	1,949,387	1,945,362	1,941,346	1,937,338	1,933,338	1,929,346	1,925,363	1,921,387	1,917,420	1,913,462	1,909,511	1,896,814	1,884,201	1,871,672	1,859,227	1,846,864	1,834,583	1,822,384	1,810,266	1,798,229
California	6,907,387	7,208,693	7,523,142	7,851,307	8,193,787	8,551,207	8,924,217	9,313,499	9,719,761	10,143,745	10,586,223	11,012,970	11,456,920	11,918,767	12,399,231	12,899,063	13,419,044	13,959,987	14,522,736	15,108,170
Colorado	1,123,296	1,142,008	1,161,033	1,180,374	1,200,037	1,220,028	1,240,351	1,261,014	1,282,020	1,303,377	1,325,089	1,362,769	1,401,520	1,441,373	1,482,360	1,524,512	1,567,862	1,612,445	1,658,296	1,705,451
Connecticut	1,709,242	1,736,937	1,765,080	1,792,742	1,822,742	1,852,276	1,882,289	1,912,787	1,943,780	1,975,275	2,007,280	2,054,703	2,103,246	2,152,935	2,203,799	2,255,864	2,309,160	2,363,715	2,419,558	2,476,721
Delaware	266,505	271,262	276,104	281,033	286,409	291,155	296,352	301,642	307,026	312,507	318,085	329,042	340,376	352,100	364,228	376,774	389,752	403,178	417,065	431,431
Florida	1,897,414	1,970,672	2,046,758	2,125,782	2,207,857	2,293,101	2,381,636	2,473,590	2,569,093	2,668,284	2,771,305	2,936,906	3,112,403	3,298,387	3,495,485	3,704,360	3,925,717	4,160,301	4,408,903	4,672,360
Georgia	3,123,723	3,154,415	3,185,409	3,216,707	3,248,313	3,280,230	3,312,630	3,345,007	3,377,873	3,411,062	3,444,578	3,491,454	3,538,969	3,587,130	3,635,946	3,685,427	3,735,581	3,786,417	3,837,946	3,890,176
Hawaii																				662,376
Idaho	524,873	530,925	537,048	543,241	549,505	555,841	562,251	568,734	575,293	581,927	588,637	596,057	603,571	611,179	618,883	626,684	634,584	642,583	650,683	658,885
Illinois	7,897,241	7,975,180	8,053,889	8,133,374	8,213,644	8,294,706	8,376,568	8,459,238	8,542,724	8,627,034	8,712,176	8,840,260	8,970,226	9,102,104	9,235,920	9,371,703	9,509,483	9,649,288	9,791,149	9,935,095
Indiana	3,427,796	3,475,357	3,523,577	3,572,467	3,622,035	3,672,290	3,723,243	3,774,903	3,827,280	3,880,384	3,934,224	4,001,613	4,070,155	4,139,872	4,210,784	4,282,909	4,356,270	4,430,888	4,506,784	4,583,980
Iowa	2,538,268	2,546,429	2,554,617	2,562,831	2,571,071	2,579,338	2,587,632	2,595,952	2,604,299	2,612,672	2,621,073	2,634,410	2,647,815	2,661,287	2,674,829	2,688,439	2,702,119	2,715,868	2,729,687	2,743,577
Kansas	1,801,028	1,811,193	1,821,415	1,831,695	1,842,034	1,852,430	1,862,885	1,873,399	1,883,973	1,894,606	1,905,299	1,931,011	1,957,070	1,983,481	2,010,249	2,037,377	2,064,872	2,092,737	2,120,979	2,149,602
Kentucky	2,845,627	2,855,393	2,865,192	2,875,025	2,884,891	2,894,792	2,904,726	2,914,695	2,924,697	2,934,735	2,944,806	2,954,010	2,963,244	2,972,506	2,981,797	2,991,117	3,000,466	3,009,844	3,019,252	3,028,689
Louisiana.....	2,363,880	2,394,050	2,424,606	2,455,552	2,486,892	2,518,633	2,550,778	2,583,334	2,616,305	2,649,698	2,683,516	2,735,998	2,789,507	2,844,063	2,899,685	2,956,395	3,014,214	3,073,164	3,133,267	3,194,545
Maine	847,226	853,657	860,136	866,665	873,243	879,871	886,549	893,279	900,059	906,890	913,774	919,177	924,612	930,079	935,579	941,111	946,675	952,273	957,904	963,568
Maryland	1,821,244	1,867,706	1,915,354	1,964,217	2,014,327	2,065,715	2,118,414	2,172,457	2,227,879	2,284,751	2,343,001	2,409,578	2,478,407	2,548,462	2,620,878	2,695,351	2,771,941	2,850,706	2,931,710	3,015,016
Massachusetts	4,316,721	4,352,719	4,389,017	4,425,618	4,462,524	4,499,738	4,537,262	4,575,099	4,613,252	4,651,722	4,690,514	4,734,424	4,778,744	4,823,480	4,868,635	4,914,212	4,960,216	5,006,650	5,053,519	5,100,827
Michigan	5,256,106	5,358,259	5,462,397	5,568,559	5,676,784	5,787,113	5,899,586	6,014,245	6,131,132	6,250,291	6,371,766	6,503,876	6,638,725	6,776,370	6,916,869	7,060,281	7,206,666	7,356,086	7,508,605	7,664,285
Minnesota	2,792,300	2,810,759	2,829,341	2,848,045	2,866,873	2,885,825	2,904,903	2,924,107	2,943,437	2,962,896	2,982,483	3,003,046	3,064,161	3,105,835	3,148,076	3,190,892	3,234,290	3,278,278	3,322,864	3,368,057
Mississippi	2,183,796	2,183,307	2,182,819	2,182,330	2,181,842	2,181,354	2,180,865	2,180,377	2,179,890	2,179,402	2,178,914	2,178,427	2,178,759	2,178,682	2,178,605	2,178,527	2,178,450	2,178,373	2,178,296	2,178,218
Missouri	3,784,664	3,801,329	3,818,067	3,834,879	3,851,765	3,868,725	3,885,760	3,902,870	3,920,055	3,937,316	3,954,653	3,989,735	4,025,128	4,060,835	4,096,859	4,133,202	4,169,868	4,206,859	4,244,178	4,281,829
Montana	559,456	562,535	565,632	568,745	571,876	575,023	578,188	581,371	584,571	587,789	591,024	598,908	606,897	614,992	623,196	631,509	639,933	648,469	657,119	665,885
Nebraska	1,315,834	1,316,798	1,317,764	1,318,729	1,319,696	1,320,663	1,321,631	1,322,600	1,323,569	1,324,539	1,325,510	1,333,852	1,342,246	1,350,693	1,359,193	1,367,747	1,376,355	1,385,016	1,393,733	1,402,504
Nevada	110,247	114,437	118,785	123,299	127,985	132,848	137,897	143,137	148,576	154,222	160,083	169,605	179,992	190,380	201,704	213,701	226,412	239,879	254,146	269,263
New Hampshire	491,524	495,545	499,598	503,685	507,805	511,958	516,146	520,368	524,624	528,916	533,242	540,188	547,225	554,353	561,575	568,890	576,301	583,808	591,413	599,117
New Jersey	4,160,165	4,223,204	4,287,199	4,352,163	4,418,112	4,485,060	4,553,023	4,622,015	4,692,053	4,763,152	4,835,329	4,946,286	5,059,790	5,175,898	5,294,671	5,416,169	5,540,455	5,667,593	5,797,649	5,930,689
New Mexico	531,818	545,147	558,809	572,815	587,171	601,887	616,971	632,434	648,285	664,532	681,187	704,302	728,201	752,911	778,460	804,875	832,187	860,426	889,623	919,811
New York	13,479,142	13,608,514	13,739,127	13,870,995	14,004,128	14,138,538	14,274,239	14,411,242	14,549,560	14,689,206	14,830,192	15,014,721	15,201,545	15,390,694	15,582,197	15,776,083	15,972,381	16,171,122	16,372,335	16,576,052
North Carolina	3,571,623	3,617,864	3,664,704	3,712,151	3,760,212	3,808,895	3,858,208	3,908,160	3,958,758	4,010,012	4,061,929	4,108,837	4,156,287	4,204,285	4,252,838	4,301,951	4,351,631	4,401,884	4,452,719	4,504,140
North Dakota	641,935	639,669	637,412	635,162	632,921	630,687	628,461	626,243	624,033	621,831	619,636	620,905	622,177	623,452	624,729	626,008	627,291	628,575	629,863	631,153
Ohio	6,907,612	7,005,085	7,103,934	7,204,177	7,305,836	7,408,928	7,513,475	7,619,498	7,727,017	7,836,053	7,946,627	8,107,190	8,270,997	8,438,114	8,608,608	8,782,546	8,959,999	9,141,037	9,325,734	9,514,162
Oklahoma	2,336,434	2,325,915	2,315,444	2,305,019	2,294,642	2,284,311	2,274,027	2,263,789	2,253,597	2,243,451	2,233,351	2,242,667	2,252,023	2,261,417	2,270,851	2,280,324	2,289,836	2,299,388	2,308,980	2,318,612
Oregon	1,089,684	1,126,661	1,164,892	1,204,421	1,245,291	1,287,548	1,331,239	1,376,413	1,423,120	1,471,411	1,521,341	1,544,433	1,567,875	1,591,673	1,615,832	1,640,359	1,665,257	1,690,533	1,716,193	1,742,242
Pennsylvania	9,900,180	9,958,398	10,016,959	10,075,864	10,135,115	10,194,715	10,254,665	10,314,968	10,375,625	10,436,639	10,498,012	10,577,391	10,657,371	10,737,955	10,819,148	10,900,956	10,983,382	11,066,431	11,150,109	11,234,419
Rhode Island	713,346	720,837	728,407	736,05																

Historical Population by State
Historical Annual Population of the United States

Year	1960	1961	1962	1963	1964	1965	1966	1967	1968	1969	1970	1971	1972	1973	1974	1975	1976	1977	1978	1979		
Census	18											19										
as of date:	1-Apr-1960											1-Apr-1970										
Congress	86	87	87	88	88	89	89	90	90	91	91	92	92	93	93	94	94	95	95	96		
Total U. S. (millions)	178.6	180.8	183.0	185.3	187.7	190.0	192.5	194.9	197.4	200.0	202.5	204.7	206.8	209.0	211.3	213.6	216.0	218.4	220.8	223.3		
Reference...	Note 1	Note 2	Note 2	Note 2	Note 2	Note 2	Note 2	Note 2	Note 2	Note 2	Note 1	Note 2	Note 2	Note 2	Note 2	Note 2	Note 2	Note 2	Note 2	Note 2		
State:																						
Alabama	3,266,740	3,284,081	3,301,515	3,319,040	3,336,659	3,354,372	3,372,178	3,390,079	3,408,075	3,426,166	3,444,354	3,486,879	3,529,929	3,573,511	3,617,630	3,662,294	3,707,510	3,753,284	3,799,623	3,846,535		
Alaska	226,167	232,847	239,724	246,805	254,095	261,599	269,326	277,281	285,471	293,902	302,583	311,291	320,250	329,466	338,948	348,702	358,738	369,062	379,683	390,610		
Arizona	1,302,161	1,343,160	1,385,450	1,429,072	1,474,067	1,520,479	1,568,352	1,617,732	1,668,667	1,721,206	1,775,399	1,852,542	1,933,037	2,017,030	2,104,672	2,196,122	2,291,546	2,391,116	2,495,013	2,603,424		
Arkansas	1,786,272	1,799,526	1,812,878	1,826,329	1,839,879	1,853,531	1,867,283	1,881,138	1,895,096	1,909,157	1,923,322	1,956,867	1,990,996	2,025,721	2,061,051	2,096,998	2,133,572	2,170,783	2,208,644	2,247,164		
California	15,717,204	16,098,221	16,488,475	16,888,190	17,297,594	17,716,923	18,146,418	18,586,324	19,036,895	19,498,388	19,971,069	20,313,133	20,661,055	21,014,937	21,374,880	21,740,988	22,113,366	22,492,123	22,877,367	23,269,210		
Colorado	1,753,947	1,794,924	1,836,859	1,879,773	1,923,690	1,968,633	2,012,625	2,061,693	2,109,860	2,159,152	2,209,596	2,269,694	2,331,427	2,394,840	2,459,976	2,526,885	2,595,613	2,666,212	2,738,729	2,813,219		
Connecticut	2,535,234	2,581,025	2,627,644	2,675,104	2,723,422	2,772,612	2,822,691	2,873,675	2,927,421	2,984,213	3,043,217	3,099,669	3,164,139	3,054,627	3,062,134	3,069,659	3,077,203	3,084,765	3,092,346	3,099,946		
Delaware	446,292	455,558	465,016	474,671	484,526	494,585	504,854	515,335	526,034	536,956	548,104	552,561	557,054	561,583	566,150	570,753	575,394	580,073	584,789	589,544		
Florida	4,951,560	5,110,506	5,274,554	5,443,868	5,618,617	5,798,975	5,985,123	6,177,247	6,375,537	6,580,193	6,791,418	7,041,276	7,300,325	7,568,906	7,847,367	8,136,073	8,435,401	8,745,741	9,067,498	9,401,093		
Georgia	3,943,116	4,003,292	4,064,386	4,126,413	4,189,387	4,253,321	4,318,231	4,384,132	4,451,038	4,518,966	4,587,930	4,668,723	4,750,938	4,834,601	4,919,738	5,006,374	5,094,535	5,184,249	5,275,543	5,368,445		
Hawaii	632,772	645,307	658,091	671,128	684,424	697,982	711,810	725,911	740,292	754,957	769,913	787,474	805,436	823,807	842,598	861,817	881,474	901,580	922,144	943,178		
Idaho	667,191	671,638	676,114	680,620	685,156	689,723	694,319	698,947	703,605	708,294	713,015	733,317	754,197	775,672	797,758	820,473	843,835	867,862	892,574	917,989		
Illinois	10,081,158	10,179,628	10,279,059	10,379,462	10,480,846	10,583,220	10,686,593	10,790,977	10,896,380	11,002,813	11,110,285	11,141,597	11,172,998	11,204,487	11,236,065	11,267,731	11,299,487	11,331,333	11,363,268	11,395,293		
Indiana	4,662,498	4,713,230	4,764,514	4,816,356	4,868,762	4,921,738	4,975,291	5,029,426	5,084,150	5,139,470	5,195,392	5,224,147	5,253,061	5,282,135	5,311,370	5,340,767	5,370,327	5,400,050	5,429,937	5,459,991		
Iowa	2,757,537	2,764,246	2,770,972	2,777,714	2,784,472	2,791,246	2,798,038	2,804,845	2,811,670	2,818,510	2,825,368	2,834,090	2,842,839	2,851,614	2,860,417	2,869,247	2,878,105	2,886,989	2,895,901	2,904,841		
Kansas	2,178,611	2,185,557	2,192,524	2,199,514	2,206,526	2,213,561	2,220,618	2,227,697	2,234,799	2,241,924	2,249,071	2,260,330	2,271,646	2,283,019	2,294,448	2,305,935	2,317,479	2,329,081	2,340,741	2,352,459		
Kentucky	3,038,156	3,055,936	3,073,820	3,091,808	3,109,902	3,128,102	3,146,408	3,164,822	3,183,343	3,201,972	3,220,711	3,262,185	3,304,192	3,346,741	3,389,837	3,433,489	3,477,702	3,522,485	3,567,845	3,613,789		
Louisiana	3,257,022	3,293,852	3,331,098	3,368,765	3,406,859	3,445,383	3,484,343	3,523,743	3,563,589	3,603,885	3,644,637	3,622,111	3,697,234	3,750,591	3,804,717	3,859,625	3,915,325	3,971,828	4,029,147	4,087,294		
Maine	969,265	971,683	974,108	976,538	978,975	981,417	983,866	986,321	988,782	991,249	993,722	1,006,133	1,018,699	1,031,421	1,044,303	1,057,346	1,070,551	1,083,922	1,097,459	1,111,165		
Maryland	3,100,689	3,174,564	3,250,200	3,327,638	3,406,920	3,488,092	3,571,197	3,656,283	3,743,396	3,832,584	3,923,897	3,952,260	3,980,828	4,009,603	4,038,585	4,067,777	4,097,180	4,126,796	4,156,625	4,186,671		
Massachusetts	5,148,578	5,200,241	5,252,422	5,305,127	5,358,361	5,412,129	5,466,436	5,521,288	5,576,691	5,632,650	5,689,170	5,693,944	5,698,722	5,703,505	5,708,291	5,713,081	5,717,876	5,722,674	5,727,476	5,732,283		
Michigan	7,823,194	7,923,114	8,024,311	8,126,800	8,230,598	8,335,721	8,442,188	8,550,014	8,659,217	8,769,815	8,881,826	8,919,135	8,956,600	8,994,223	9,032,003	9,069,943	9,108,042	9,146,301	9,184,720	9,223,301		
Minnesota	3,413,864	3,451,196	3,488,937	3,527,090	3,564,652	3,602,623	3,644,017	3,683,920	3,724,206	3,764,932	3,806,103	3,832,265	3,858,608	3,885,131	3,911,837	3,938,726	3,965,800	3,993,060	4,020,508	4,048,144		
Mississippi	2,178,141	2,181,995	2,185,857	2,189,725	2,193,600	2,197,482	2,201,370	2,205,266	2,209,168	2,213,078	2,216,994	2,245,646	2,274,669	2,304,067	2,333,845	2,364,008	2,394,560	2,425,507	2,456,855	2,488,607		
Missouri	4,319,813	4,354,326	4,389,115	4,424,182	4,459,530	4,495,159	4,531,074	4,567,275	4,603,765	4,640,547	4,677,623	4,701,004	4,724,502	4,748,118	4,771,852	4,795,704	4,819,676	4,843,767	4,867,979	4,892,312		
Montana	674,767	676,706	678,650	680,601	682,556	684,518	686,485	688,457	690,435	692,419	694,409	703,128	711,956	720,895	729,966	739,111	748,391	757,787	767,301	776,935		
Nebraska	1,411,330	1,418,561	1,425,830	1,433,135	1,440,478	1,447,859	1,455,277	1,462,734	1,470,228	1,477,761	1,485,333	1,493,573	1,501,860	1,510,192	1,518,570	1,526,995	1,535,466	1,543,985	1,552,551	1,561,164		
Nevada	285,278	301,057	317,709	335,282	353,827	373,398	394,051	415,847	438,848	463,122	488,738	513,458	539,429	566,713	595,377	625,491	657,128	690,365	725,283	761,968		
New Hampshire	606,921	618,879	631,073	643,507	656,186	669,114	682,298	695,741	709,449	723,427	737,681	754,205	771,099	788,371	806,030	824,085	842,545	861,417	880,713	900,440		
New Jersey	6,066,782	6,169,091	6,273,126	6,378,915	6,486,488	6,595,875	6,707,107	6,820,215	6,935,230	7,052,185	7,171,112	7,190,270	7,209,479	7,228,739	7,248,051	7,267,415	7,286,830	7,306,297	7,325,816	7,345,387		
New Mexico	951,023	957,429	963,877	970,369	976,905	983,485	990,109	996,778	1,003,492	1,010,251	1,017,055	1,042,592	1,068,771	1,095,607	1,123,116	1,151,317	1,180,225	1,209,859	1,240,238	1,271,379		
New York	16,782,304	16,922,800	17,064,472	17,207,330	17,351,384	17,496,645	17,643,121	17,790,823	17,939,762	18,089,948	18,241,391	18,171,889	18,102,651	18,033,678	17,964,967	17,896,518	17,828,330	17,760,401	17,692,732	17,625,320		
North Carolina	4,556,155	4,606,411	4,657,222	4,708,593	4,760,531	4,813,041	4,866,131	4,919,806	4,974,074	5,028,940	5,084,411	5,158,875	5,234,430	5,311,091	5,388,875	5,467,798	5,547,878	5,629,129	5,711,571	5,795,221		
North Dakota	632,446	630,965	629,488	628,014	626,543	625,076	623,612	622,152	620,695	619,242	617,792	621,199	624,624	628,069	631,532	635,014	638,516	642,037	645,578	649,137		
Ohio	9,706,397	9,797,549	9,889,558	9,982,431	10,076,175	10,170,800	10,266,314	10,362,725	10,460,041	10,558,271	10,657,423	10,671,359	10,685,313	10,699,285	10,713,275	10,727,284	10,741,311	10,755,356	10,769,420	10,783,502		
Oklahoma	2,328,284	2,350,430	2,372,786	2,395,355	2,418,138	2,441,138	2,464,357	2,487,797	2,511,460	2,535,348	2,559,463	2,602,636	2,646,538	2,691,180	2,736,575	2,782,736	2,829,676	2,877,407	2,925,944	2,975,299		
Oregon	1,768,687	1,798,591	1,829,000	1,859,924	1,891,370	1,923,348	1,955,867	1,988,935	2,022,563	2,056,759	2,091,533	2,140,257	2,190,116	2,241,136	2,293,345	2,346,771	2,401,441	2,457,384	2,514,631	2,57		

Historical Population by State
Historical Annual Population of the United States

Year	1980	1981	1982	1983	1984	1985	1986	1987	1988	1989	1990	1991	1992	1993	1994	1995	1996	1997	1998	1999	2000	
Census	20										21										22	
as of date:	1-Apr-1980										1-Apr-1990										1-Apr-2000	
Congress	96	97	97	98	98	99	99	100	100	101	101	102	102	103	103	104	104	105	105	106	106	
Total U. S. (millions)	225.9	227.9	230.0	232.1	234.3	236.5	238.7	241.0	243.3	245.7	248.1	251.1	254.2	257.4	260.5	263.8	267.1	270.4	273.8	277.3	280.8	
Reference...	Note 1	Note 2	Note 2	Note 2	Note 2	Note 2	Note 2	Note 2	Note 2	Note 2	Note 1	Note 2	Note 2	Note 2	Note 2	Note 2	Note 2	Note 2	Note 2	Note 2	Note 1	
State:																						
Alabama	3,894,025	3,908,439	3,922,906	3,937,426	3,952,001	3,966,629	3,981,312	3,996,048	4,010,840	4,025,686	4,040,587	4,079,507	4,118,802	4,158,476	4,198,532	4,238,973	4,279,804	4,321,029	4,362,650	4,404,673	4,447,100	
Alaska	401,851	414,666	427,889	441,534	455,615	470,144	485,137	500,607	516,571	533,045	550,043	557,287	564,627	572,063	579,597	587,230	594,964	602,800	610,739	618,783	626,932	
Arizona	2,716,546	2,799,145	2,884,256	2,971,955	3,062,320	3,155,433	3,251,378	3,350,239	3,452,107	3,557,072	3,665,228	3,790,600	3,920,261	4,054,357	4,193,039	4,336,466	4,484,798	4,638,205	4,796,858	4,960,939	5,130,632	
Arkansas	2,286,357	2,292,714	2,299,088	2,305,480	2,311,890	2,318,318	2,324,763	2,331,227	2,337,708	2,344,207	2,350,725	2,381,157	2,411,983	2,443,208	2,474,837	2,506,876	2,539,330	2,572,203	2,605,503	2,639,233	2,673,400	
California	23,667,764	24,216,135	24,777,212	25,351,288	25,938,666	26,539,652	27,154,564	27,783,722	28,427,458	29,086,109	29,760,021	30,147,655	30,540,339	30,938,137	31,341,117	31,749,346	32,162,892	32,581,824	33,006,214	33,436,131	33,871,648	
Colorado	2,889,735	2,927,856	2,966,481	3,005,614	3,045,265	3,085,438	3,126,141	3,167,381	3,209,165	3,251,500	3,294,394	3,383,433	3,474,878	3,568,795	3,665,250	3,764,312	3,866,052	3,970,541	4,077,855	4,188,068	4,301,261	
Connecticut	3,107,564	3,125,069	3,142,672	3,160,375	3,178,177	3,196,079	3,214,083	3,232,187	3,250,394	3,268,704	3,287,116	3,298,773	3,310,472	3,322,211	3,333,993	3,345,816	3,357,682	3,369,589	3,381,539	3,393,531	3,405,565	
Delaware	594,338	601,158	608,056	615,033	622,091	629,229	636,449	643,752	651,139	658,611	666,168	677,072	688,154	699,418	710,866	722,502	734,328	746,348	758,564	770,980	783,600	
Florida	9,746,961	10,026,948	10,314,978	10,611,282	10,916,097	11,229,669	11,552,248	11,884,993	12,225,470	12,576,654	12,937,926	13,214,244	13,496,464	13,784,712	14,079,115	14,379,806	14,686,919	15,000,591	15,320,963	15,648,176	15,982,378	
Georgia	5,462,982	5,556,897	5,652,426	5,749,598	5,848,440	5,948,981	6,051,251	6,155,279	6,261,095	6,368,730	6,478,216	6,631,617	6,788,651	6,949,404	7,113,962	7,282,418	7,454,862	7,631,390	7,812,098	7,997,085	8,186,453	
Hawaii	964,691	978,166	991,828	1,005,682	1,019,729	1,033,972	1,048,414	1,063,058	1,077,907	1,092,963	1,108,229	1,118,150	1,128,161	1,138,260	1,148,451	1,158,732	1,169,106	1,179,572	1,190,132	1,200,787	1,211,537	
Idaho	944,127	950,210	956,332	962,493	968,694	974,935	981,217	987,538	993,901	1,000,304	1,006,749	1,032,336	1,058,573	1,085,476	1,113,064	1,141,353	1,170,360	1,200,105	1,230,606	1,261,882	1,293,953	
Illinois	11,427,409	11,427,728	11,428,048	11,428,367	11,428,686	11,429,005	11,429,325	11,429,644	11,429,963	11,430,283	11,430,602	11,525,821	11,621,834	11,718,646	11,816,265	11,914,697	12,013,948	12,114,027	12,214,939	12,316,692	12,419,293	
Indiana	5,490,210	5,495,581	5,500,958	5,506,339	5,511,726	5,517,119	5,522,516	5,527,919	5,533,327	5,538,740	5,544,155	5,595,591	5,647,499	5,699,890	5,752,766	5,806,133	5,859,994	5,914,356	5,969,222	6,024,597	6,080,485	
Iowa	2,913,808	2,899,804	2,885,867	2,871,997	2,858,193	2,844,456	2,830,785	2,817,180	2,803,640	2,790,165	2,776,755	2,791,361	2,806,044	2,820,805	2,835,643	2,850,559	2,865,553	2,880,627	2,895,779	2,911,012	2,926,324	
Kansas	2,364,236	2,375,332	2,386,481	2,397,682	2,408,935	2,420,242	2,431,601	2,443,014	2,454,480	2,466,000	2,477,574	2,497,892	2,518,377	2,539,029	2,559,851	2,580,844	2,602,009	2,623,347	2,644,860	2,666,550	2,688,418	
Kentucky	3,660,324	3,662,814	3,665,305	3,667,798	3,670,292	3,672,789	3,675,287	3,677,787	3,680,288	3,682,791	3,685,296	3,719,481	3,753,982	3,788,804	3,823,948	3,859,419	3,895,219	3,931,350	3,967,817	4,004,622	4,041,769	
Louisiana	4,206,116	4,207,500	4,208,884	4,210,268	4,211,653	4,213,039	4,214,425	4,215,811	4,217,198	4,218,585	4,219,973	4,244,236	4,268,638	4,293,181	4,317,865	4,342,690	4,367,659	4,392,771	4,418,027	4,443,428	4,468,976	
Maine	1,125,043	1,134,931	1,144,906	1,154,969	1,165,120	1,175,360	1,185,691	1,196,112	1,206,625	1,217,230	1,227,928	1,232,548	1,237,186	1,241,842	1,246,514	1,251,205	1,255,913	1,260,639	1,265,382	1,270,144	1,274,923	
Maryland	4,216,933	4,270,249	4,324,238	4,378,910	4,434,274	4,490,337	4,547,110	4,604,600	4,662,817	4,721,770	4,781,468	4,830,632	4,880,301	4,930,480	4,981,176	5,032,393	5,084,136	5,136,412	5,189,225	5,242,581	5,296,486	
Massachusetts	5,737,093	5,764,432	5,791,902	5,819,503	5,847,235	5,875,099	5,903,096	5,931,227	5,959,491	5,987,890	6,016,425	6,048,892	6,081,535	6,114,353	6,147,349	6,180,523	6,213,876	6,247,409	6,281,123	6,315,018	6,349,097	
Michigan	9,262,044	9,265,364	9,268,685	9,272,007	9,275,331	9,278,656	9,281,981	9,285,309	9,288,637	9,291,966	9,295,297	9,357,693	9,420,507	9,483,744	9,547,404	9,611,493	9,676,011	9,740,962	9,806,350	9,872,176	9,938,444	
Minnesota	4,075,970	4,140,939	4,134,113	4,163,495	4,193,086	4,222,887	4,252,900	4,283,126	4,313,567	4,344,224	4,375,099	4,426,709	4,478,929	4,531,764	4,585,222	4,639,311	4,694,038	4,749,411	4,805,437	4,862,124	4,919,479	
Mississippi	2,520,770	2,525,966	2,531,173	2,536,391	2,541,619	2,546,858	2,552,108	2,557,369	2,562,640	2,567,923	2,573,216	2,599,152	2,625,349	2,651,810	2,678,538	2,705,535	2,732,804	2,760,348	2,788,170	2,816,273	2,844,658	
Missouri	4,916,766	4,936,349	4,956,190	4,976,021	4,995,930	5,015,920	5,035,989	5,056,139	5,076,369	5,096,680	5,117,073	5,162,988	5,209,315	5,256,057	5,303,219	5,350,804	5,398,816	5,447,259	5,496,136	5,545,452	5,595,211	
Montana	786,690	787,919	789,150	790,382	791,617	792,853	794,092	795,332	796,575	797,819	799,065	808,824	818,702	828,700	838,821	849,066	859,331	869,619	880,556	891,310	902,195	
Nebraska	1,569,825	1,570,679	1,571,533	1,572,388	1,573,243	1,574,099	1,574,955	1,575,812	1,576,669	1,577,527	1,578,385	1,591,195	1,604,108	1,617,127	1,630,251	1,643,482	1,656,820	1,670,266	1,683,821	1,697,487	1,711,263	
Nevada	800,508	833,707	868,283	904,293	941,796	980,855	1,021,534	1,063,899	1,108,022	1,153,975	1,201,833	1,264,518	1,330,471	1,399,865	1,472,879	1,549,700	1,630,529	1,715,573	1,805,053	1,899,200	1,998,257	
New Hampshire	920,610	937,932	955,579	973,558	991,876	1,010,539	1,029,552	1,048,924	1,068,659	1,088,767	1,109,252	1,121,299	1,133,477	1,145,788	1,158,232	1,170,811	1,183,527	1,196,381	1,209,374	1,222,509	1,235,786	
New Jersey	7,365,011	7,400,739	7,436,640	7,472,715	7,508,965	7,545,391	7,581,993	7,618,773	7,655,732	7,692,870	7,730,188	7,796,023	7,862,419	7,929,380	7,996,911	8,065,018	8,133,704	8,202,976	8,272,837	8,343,293	8,414,350	
New Mexico	1,303,302	1,323,073	1,343,144	1,363,519	1,384,204	1,405,202	1,426,519	1,448,159	1,470,127	1,492,429	1,515,069	1,543,027	1,571,501	1,600,500	1,630,035	1,660,115	1,690,749	1,721,949	1,753,725	1,786,087	1,819,046	
New York	17,558,165	17,600,922	17,643,784	17,686,750	17,729,820	17,772,996	17,816,276	17,859,662	17,903,154	17,946,751	17,990,455	18,086,705	18,183,469	18,280,751	18,378,554	18,476,880	18,575,732	18,675,113	18,775,025	18,875,473	18,976,457	
North Carolina	5,880,095	5,950,978	6,022,715	6,095,317	6,168,794	6,243,157	6,318,417	6,394,584	6,471,668	6,549,682	6,628,637	6,758,615	6,891,141	7,026,266	7,164,041	7,304,517	7,447,748	7,593,788	7,742,691	7,894,513	8,049,313	
North Dakota	652,717	651,312	649,910	648,510	647,114	645,721	644,331	642,944	641,559	640,178	638,800	639,139	639,479	639,818	640,158	640,498	640,838	641,178	641,519	641,859	642,200	
Ohio	10,797,603	10,802,544	10,807,487	10,812,433	10,817,381	10,822,331	10,827,283	10,832,238	10,837,194	10,842,154	10,847,115	10,896,686	10,946,483	10,996,507	11,046,761	11,097,244	11,147,957	11,198,903	11,250,081	11,301,493	11,353,140	
Oklahoma	3,025,487	3,037,288	3,049,134	3,061,027	3,072,966	3,084,952	3,096,984	3,109,063	3,121,190	3,133,364	3,145,585	3,174,837	3,204,361	3,234,159	3,264,235	3,294,590	3,325,228	3,356,150	3,387,360	3,418,861	3,450,654	
Oregon	2,633,156	2,653,360	2,673,720	2,694,235	2,714,909	2,735,740	2,756,732	2,777,884	2,799,199													