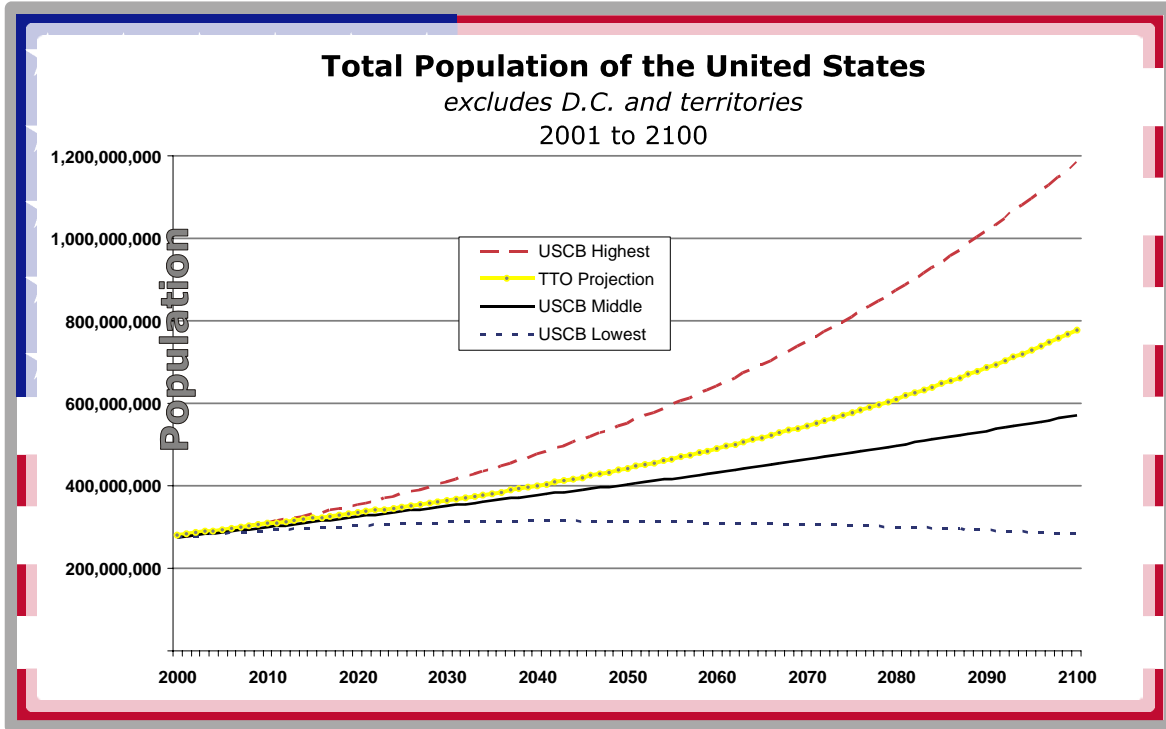


Hypothetical Annual Population Projection for the United States by state

2001 to 2100



Supplement to
Quantitative Historical Analysis #1

<http://www.thirty-thousand.org/pages/analyses.htm>

Data as of April 2005

thirty-thousand.org

<http://www.thirty-thousand.org>

Contact:

Quidam@thirty-thousand.org

Published
December 22, 2007

Table of Contents

1. Description	1
1.1. Purpose	1
1.2. Data Source	1
1.3. Methodology	2
2. Graphical Illustration	4
2.1. Total Population of all States (2001 – 2100)	4
3. Projected Total U.S. Population (2001 – 2100)	5

Appendix

Appendix 1 — Population Projection (2001 — 2100)

© 2007 thirty-thousand.org

Personal use of this material is permitted as long as it is attributed to *thirty-thousand.org*. However, permission to reprint/republish this material for advertising or promotional purposes or for creating new collective works for resale or redistribution to servers or lists, or to reuse any copyrighted component of this work in other works must be obtained from *thirty-thousand.org*.

Thirty-thousand.org believes the data contained herein to be correct; however, we would greatly appreciate any errors being brought to our attention.

1. DESCRIPTION

1.1. Purpose

The purpose of this report is to provide a hypothetical population forecast for each state to the year 2100. Because projecting population growth so far into future may be folly, no credible prognosticator has presumed to do so. However, the intent of this report is only to suggest a *plausible* population forecast scenario.

A long-term forecast scenario is needed in order to provide a basis for evaluating the likely impact of population growth on constituency representation by the members of the U.S. federal House. For this purpose it is not essential that these projections prove to be precise or prescient; instead, they need only approximate the inevitable population growth of the U.S. and the *relative* population sizes of its constituent states.

The time frame addressed by this report is 2001 to 2100. Historical population data from 1789 to 2000, by state, is provided by the TTO report entitled “Historical Annual Population of the United States”.¹

1.2. Data Source

These projections were extrapolated from available United States Census Bureau (“USCB”) data. Specifically, the data used in this analysis were taken from the following sources:

- 1) USCB population census for 2000 (by state)
- 2) Projections for 2010, 2020 and 2030, by state, are provided by the USCB’s “Summary Tab A1” report dated April 21, 2005.²

¹ This report, dated April 21, 2005, can be found at <http://www.thirty-thousand.org/pages/QHA-01.htm> along with references to other population-related resources.

² The report is in the form of a spreadsheet which can be found at www.census.gov/population/projections/SummaryTabA1.xls

1.3. Methodology

Using a regression analysis, an exponential curve was fitted to the USCB’s census and forecast data for 2000, 2010, 2020 and 2030 for each of the 50 states.³

The *decennial* projections were then extrapolated to 2100. Summing the results across all of the states, the resulting decennial population forecast, for 2040 to 2100, is provided in the “Total States” column in table A (below).

Table A	Year	Total U.S.	D.C.	Total States	USCB's "np-t1.pdf" Projections (February 14, 2000)		
					Lowest	Middle	Highest
USCB's "Summary Tab A1" Projections (April 21, 2005)	2000	281,421,906	572,059	280,849,847	274,853,000	275,306,000	275,816,000
	2010	308,935,581	529,785	308,405,796	291,413,000	299,862,000	310,910,000
	2020	335,804,546	480,540	335,324,006	303,664,000	324,927,000	354,642,000
	2030	363,584,435	433,414	363,151,021	311,656,000	351,070,000	409,604,000
TTO Extrapolated Projection	2040			400,899,205	314,673,000	377,350,000	475,949,000
	2050			442,304,512	313,546,000	403,687,000	552,757,000
	2060			490,227,844	310,533,000	432,011,000	642,752,000
	2070			545,898,562	306,589,000	463,639,000	749,257,000
	2080			610,806,017	300,747,000	497,830,000	873,794,000
	2090			686,759,154	292,584,000	533,605,000	1,017,344,000
	2100			775,960,601	282,706,000	570,954,000	1,182,390,000

To test for reasonableness, the extrapolated “Total States” projections can be compared to the USCB’s *np-t1.pdf* projections⁴ to 2100 (which are shown in the three rightmost columns in the table above).

Note that the USCB’s *np-t1.pdf* projections were produced in February of 2000, whereas their *Summary Tab A1* projections—which are the basis for this extrapolation—were produced five years later. Note also that *Summary Tab A1* projects more rapid population growth—for 2010, 2020 and 2030—than did the earlier *np-t1.pdf* “middle” projections. A comparison of these values is shown in table B (below).

³ The resulting formula is in the form of $y = b \times m^x$.

⁴ Source: U.S. Census Bureau, "Annual Projections of the Total Resident Population as of July 1: Middle, Lowest, Highest, and Zero International Migration Series, 1999 to 2100"; published: 14 February 2000. Available at: <http://www.census.gov/population/projections/nation/summary/np-t1.pdf>.

Hypothetical Annual Population Projection for the United States

Section 1 — Description

Table B	Year	Total States	Year-Over-Year Percentage Increase	Comparison of TTO's Extrapolated Projections to USCB's "np-t1.pdf" Projections	
				Middle	Highest
USCB Projections (April 21, 2005)	2000	280,849,847	13.2%	2.01%	1.83%
	2010	308,405,796	9.8%	2.85%	-0.81%
	2020	335,324,006	8.7%	3.20%	-5.45%
	2030	363,151,021	8.3%	3.44%	-11.34%
TTO Extrapolated Projections	2040	400,899,205	10.4%	6.24%	-15.77%
	2050	442,304,512	10.3%	9.57%	-19.98%
	2060	490,227,844	10.8%	13.48%	-23.73%
	2070	545,898,562	11.4%	17.74%	-27.14%
	2080	610,806,017	11.9%	22.69%	-30.10%
	2090	686,759,154	12.4%	28.70%	-32.49%
	2100	775,960,601	13.0%	35.91%	-34.37%

There are several ways to evaluate the plausibility of these projections. First, though the projection of 776 million for 2100 is 36% higher than the USCB's "middle" projection, it is still 34% lower than the USCB's "highest" projection of 1.1 billion. This is consistent with the fact that that the *Summary Tab A1* projections (for 2010 – 2030) are higher than the earlier *np-t1.pdf* projections for the same period.

Second, the 10.4% increase from the USCB's 2030 projection to TTO's 2040 extrapolated projection may seem large in comparison to the three prior increases, but note the 13.2% increase from 1990 to 2000. It seems likely that the USCB's projections through 2040 are optimistically low (perhaps due to the difficulty of forecasting immigration levels).

Finally, the projected population increase of 176% from 2000 to 2100 nearly *triples* the total population. Though that is an alarming increase, it would be less than the 276% increase from 1900 to 2000 (i.e., from 74.6 to 280.8 million).

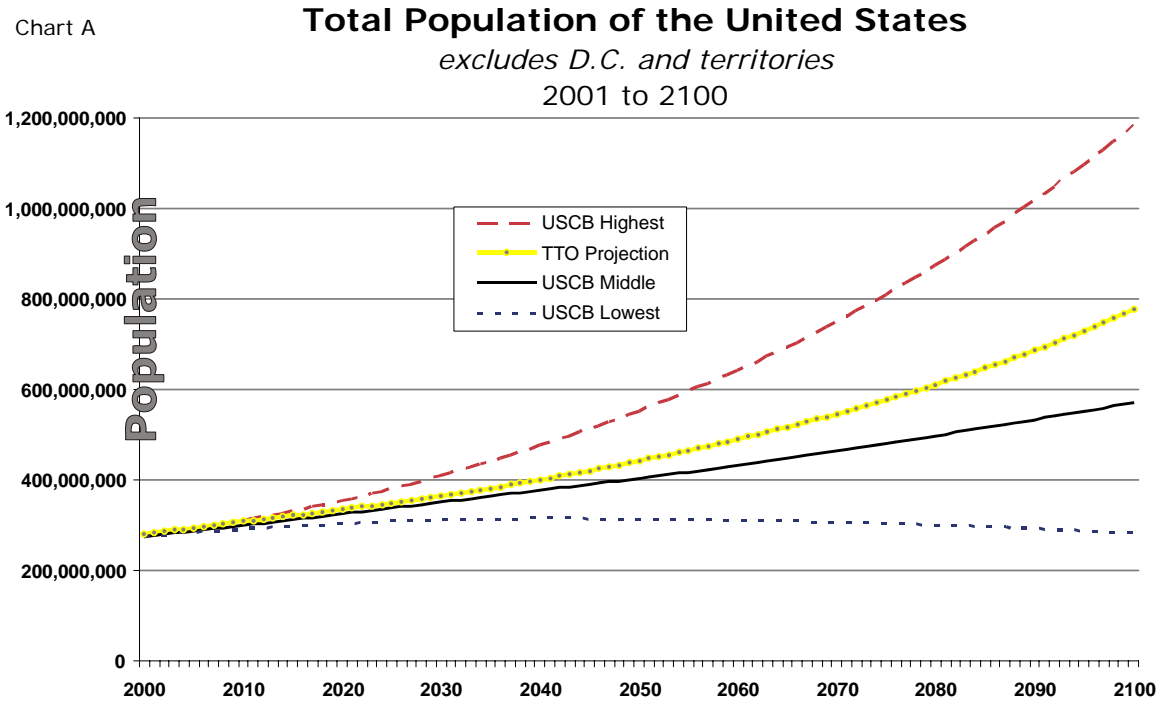
While these comparisons do not prove the validity of TTO's projections, they do establish that this scenario is both reasonable and plausible.

Using these extrapolated decennial population values, the estimates for the interim years were then calculated using mathematical interpolation. Appendix 1 of the previously-referenced TTO report ("Historical Annual Population of the United States") provides a detailed description of the interpolation method used.

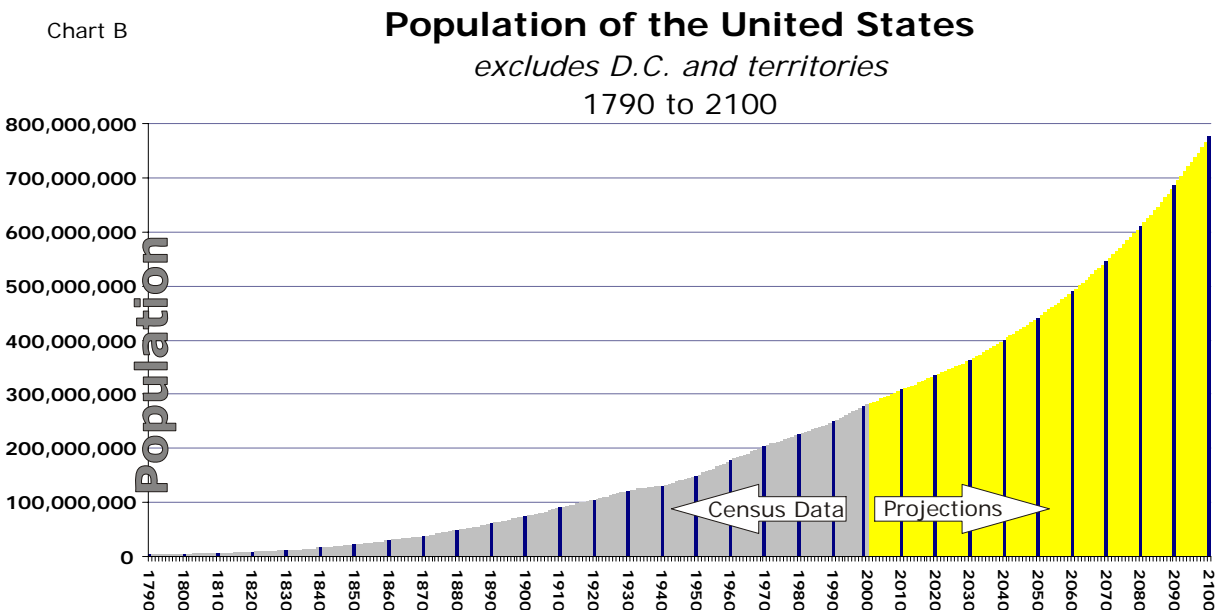
2. GRAPHICAL ILLUSTRATION

2.1. Total Population of all States (2001 – 2100)

To illustrate the reasonableness of these projections, the chart below compares these results to the projections previously produced by the USCB for the same time period.



The chart below illustrates the total population of all states from 1790 to 2100.



3. PROJECTED TOTAL U.S. POPULATION (2001 – 2100)

The projected annual population estimates produced for this report are summarized below.

	Census			Interpolated Annual Population Levels								
	#	Year	'00	'01	'02	'03	'04	'05	'06	'07	'08	'09
Projected	22	2000	280.8	283.4	286.1	288.7	291.4	294.2	296.9	299.8	302.6	305.5
	23	2010	308.4	310.9	313.5	316.1	318.8	321.4	324.1	326.9	329.7	332.5
	24	2020	335.3	337.9	340.6	343.3	346.0	348.7	351.5	354.4	357.3	360.2
	25	2030	363.2	366.7	370.3	373.9	377.6	381.4	385.2	389.0	392.9	396.9
	26	2040	400.9	404.8	408.7	412.7	416.7	420.9	425.0	429.2	433.5	437.9
	27	2050	442.3	446.8	451.3	455.9	460.6	465.4	470.2	475.1	480.1	485.1
	28	2060	490.2	495.4	500.7	506.1	511.5	517.0	522.6	528.3	534.1	539.9
	29	2070	545.9	551.9	558.1	564.3	570.7	577.1	583.6	590.3	597.0	603.9
	30	2080	610.8	617.9	625.0	632.3	639.7	647.3	654.9	662.7	670.6	678.6
	31	2090	686.8	695.0	703.5	712.0	720.7	729.5	738.5	747.7	756.9	766.4
	32	2100	776.0									

In the table above, all **bolded** values were provided by the USCB’s April 2005 “Summary Tab A1” report. All other non-bold values were produced by TTO for this analysis.

The annual population projections *by state* (2001 – 2100) are provided in Appendix 1 to this report.

Appendices

Appendix 1 — Population Projection (2001 — 2100)

The tables on the following pages provide the projected annual population estimates — by state and in total — from 2001 to 2100. These data include admitted states only; territories and the District of Columbia are *excluded*.

This population data is provided by calendar year. Also provided, for reference, is the Congress which corresponds to those years.

As explained in the body of this report, the decennial values for 2000, 2010, 2020 and 2030 were provided by the USCB's April 2005 "Summary Tab A1" report. All values shown for 2031 and beyond were extrapolated by *Thirty-Thousand.org* (TTO) for this report.

Because it is not possible to generate reliable and defensible long-term population projections, the values provided by these tables are intended only to provide a hypothetical, though plausible, population forecast scenario.

The notes below are referenced in the following tables:

Note 1: data from the USCB's 2000 Census.

Note 2: data from the USCB's April 2005 "Summary Tab A1" report.

Note 3: annual (inter-decennial) data interpolated by TTO

Note 4: Projected decennial data extrapolated by TTO from USCB data.

This analysis further assumes that the current fifty states, and only those states, continue to comprise the federal union throughout the subject time frame.

**Population Projection 2001 — 2100
Hypothetical Annual Population Projection for the United States**

Year	PROJECTIONS																			
	2000	2001	2002	2003	2004	2005	2006	2007	2008	2009	2010	2011	2012	2013	2014	2015	2016	2017	2018	2019
Census	22										23									
as of date:	1-Apr-2000																			
Congress	106	107	107	108	108	109	109	110	110	111	111	112	112	113	113	114	114	115	115	116
Total U. S. (millions)	280.8	283.4	286.1	288.7	291.4	294.2	296.9	299.8	302.6	305.5	308.4	310.9	313.5	316.1	318.8	321.4	324.1	326.9	329.7	332.5
Reference	Note 1	Note 3	Note 3	Note 3	Note 3	Note 3	Note 3	Note 3	Note 3	Note 3	Note 2	Note 3	Note 3	Note 3	Note 3	Note 3	Note 3	Note 3	Note 3	Note 3
State:																				
Alabama	4,447,100	4,461,802	4,476,553	4,491,353	4,506,202	4,521,099	4,536,046	4,551,043	4,566,089	4,581,184	4,596,330	4,609,419	4,622,546	4,635,710	4,648,912	4,662,151	4,675,428	4,688,743	4,702,096	4,715,486
Alaska	626,932	633,346	639,826	646,372	652,985	659,666	666,415	673,233	680,121	687,079	694,109	701,750	709,476	717,286	725,183	733,166	741,237	749,398	757,648	765,988
Arizona	5,130,632	5,264,455	5,401,769	5,542,665	5,687,236	5,835,577	5,987,788	6,143,969	6,304,223	6,468,658	6,637,381	6,800,109	6,966,826	7,137,631	7,312,624	7,491,907	7,675,585	7,863,767	8,056,562	8,254,084
Arkansas	2,673,400	2,692,911	2,712,563	2,732,360	2,752,301	2,772,387	2,792,620	2,813,000	2,833,530	2,854,209	2,875,039	2,893,041	2,911,156	2,929,384	2,947,727	2,966,184	2,984,757	3,003,446	3,022,253	3,041,177
California	33,871,648	34,269,496	34,672,016	35,079,265	35,491,297	35,908,168	36,329,937	36,756,659	37,188,393	37,625,198	38,067,134	38,462,131	38,861,227	39,264,464	39,671,886	40,083,535	40,499,455	40,919,691	41,344,287	41,773,289
Colorado	4,301,261	4,351,559	4,402,446	4,453,927	4,506,011	4,558,703	4,612,012	4,665,944	4,720,507	4,775,708	4,831,554	4,874,524	4,917,876	4,961,614	5,005,741	5,050,260	5,095,176	5,140,490	5,186,208	5,232,332
Connecticut	3,405,565	3,422,379	3,439,276	3,456,256	3,473,321	3,490,469	3,507,702	3,525,021	3,542,424	3,559,914	3,577,490	3,587,187	3,596,910	3,606,660	3,616,435	3,626,238	3,636,067	3,645,923	3,655,805	3,665,714
Delaware	783,600	793,135	802,786	812,554	822,441	832,448	842,578	852,830	863,207	873,711	884,342	891,929	899,581	907,299	915,083	922,933	930,852	938,838	946,892	955,016
Florida	15,982,378	16,282,615	16,588,492	16,900,114	17,217,591	17,541,032	17,870,549	18,206,256	18,548,269	18,896,707	19,251,691	19,631,600	20,019,005	20,414,056	20,816,902	21,227,699	21,646,601	22,073,771	22,509,369	22,953,564
Georgia	8,186,453	8,316,946	8,449,519	8,584,206	8,721,039	8,860,054	9,001,284	9,144,766	9,290,535	9,438,627	9,589,080	9,707,719	9,827,826	9,949,420	10,072,517	10,197,138	10,323,300	10,451,023	10,580,327	10,711,230
Hawaii	1,211,537	1,223,870	1,236,329	1,248,914	1,261,628	1,274,471	1,287,445	1,300,551	1,313,790	1,327,164	1,340,674	1,354,317	1,367,677	1,381,793	1,396,906	1,412,006	1,427,184	1,442,441	1,457,778	1,473,195
Idaho	1,293,953	1,314,721	1,335,822	1,357,262	1,379,046	1,401,179	1,423,668	1,446,518	1,469,734	1,493,323	1,517,291	1,538,332	1,559,666	1,581,295	1,603,223	1,625,457	1,647,998	1,670,852	1,694,023	1,717,515
Illinois	12,419,293	12,468,178	12,517,256	12,566,526	12,615,991	12,665,650	12,715,502	12,765,556	12,815,804	12,866,250	12,916,894	12,948,526	12,980,235	13,012,022	13,043,886	13,075,829	13,107,850	13,139,950	13,172,127	13,204,384
Indiana	6,080,485	6,110,954	6,141,576	6,172,351	6,203,280	6,234,365	6,265,605	6,297,002	6,328,556	6,360,268	6,392,139	6,415,246	6,438,437	6,461,712	6,485,071	6,508,514	6,532,042	6,555,655	6,579,354	6,603,138
Iowa	2,926,324	2,934,577	2,942,853	2,951,152	2,959,475	2,967,821	2,976,191	2,984,584	2,993,002	3,001,442	3,009,907	3,018,406	3,026,939	3,035,506	3,044,108	3,052,745	3,060,417	3,068,124	3,075,867	3,083,646
Kansas	2,688,418	2,699,900	2,711,431	2,723,011	2,734,641	2,746,320	2,758,050	2,769,829	2,781,659	2,793,539	2,805,470	2,813,866	2,822,286	2,830,732	2,839,204	2,847,700	2,856,222	2,864,770	2,873,344	2,881,942
Kentucky	4,041,769	4,063,567	4,085,483	4,107,517	4,129,669	4,151,941	4,174,334	4,196,847	4,219,481	4,242,238	4,265,117	4,280,787	4,296,514	4,312,299	4,328,142	4,344,044	4,360,003	4,376,022	4,392,099	4,408,235
Louisiana	4,468,976	4,483,142	4,497,354	4,511,610	4,525,912	4,540,259	4,554,651	4,569,090	4,583,573	4,598,103	4,612,679	4,623,218	4,633,781	4,644,369	4,654,980	4,665,616	4,676,276	4,686,960	4,697,669	4,708,402
Maine	1,274,923	1,282,915	1,290,957	1,299,049	1,307,192	1,315,386	1,323,632	1,331,929	1,340,278	1,348,680	1,357,134	1,362,201	1,367,287	1,372,392	1,377,516	1,382,659	1,387,822	1,393,004	1,398,205	1,403,425
Maryland	5,296,486	5,354,400	5,412,947	5,472,135	5,531,969	5,592,458	5,653,609	5,715,428	5,777,923	5,841,101	5,904,970	5,961,718	6,019,010	6,076,854	6,135,253	6,194,214	6,253,741	6,313,840	6,374,517	6,435,777
Massachusetts	6,349,097	6,378,511	6,408,600	6,437,747	6,467,571	6,497,534	6,527,635	6,557,876	6,588,257	6,618,778	6,649,441	6,669,770	6,690,160	6,710,613	6,731,129	6,751,707	6,772,348	6,793,053	6,813,820	6,834,651
Michigan	9,938,444	9,986,413	10,034,613	10,083,045	10,131,712	10,180,613	10,229,750	10,279,125	10,328,738	10,378,590	10,428,683	10,455,111	10,481,605	10,508,167	10,534,796	10,561,492	10,588,256	10,615,088	10,641,988	10,668,957
Minnesota	4,919,479	4,967,435	5,015,859	5,064,755	5,114,128	5,163,982	5,214,321	5,265,152	5,316,478	5,368,304	5,420,636	5,466,836	5,513,431	5,560,422	5,607,814	5,655,610	5,703,813	5,752,427	5,801,455	5,850,901
Mississippi	2,844,658	2,857,086	2,869,569	2,882,106	2,894,697	2,907,344	2,920,046	2,932,804	2,945,617	2,958,486	2,971,412	2,978,672	2,985,949	2,993,244	3,000,557	3,007,888	3,015,237	3,022,604	3,029,988	3,037,391
Missouri	5,595,211	5,627,069	5,659,108	5,691,330	5,723,735	5,756,325	5,789,100	5,822,062	5,855,212	5,888,550	5,922,078	5,949,289	5,976,625	6,004,086	6,031,674	6,059,388	6,087,230	6,115,200	6,143,298	6,171,525
Montana	902,195	908,625	915,101	921,623	928,192	934,807	941,470	948,180	954,937	961,743	968,598	973,880	979,191	984,531	989,900	995,298	1,000,726	1,006,184	1,011,671	1,017,188
Nebraska	1,711,263	1,716,951	1,722,657	1,728,383	1,734,127	1,739,891	1,745,673	1,751,475	1,757,296	1,763,137	1,768,997	1,772,337	1,775,682	1,779,035	1,782,393	1,785,758	1,789,129	1,792,507	1,795,891	1,799,281
Nevada	1,998,257	2,058,591	2,120,746	2,184,778	2,250,744	2,318,701	2,388,710	2,460,832	2,535,133	2,611,676	2,690,531	2,758,448	2,828,080	2,899,469	2,972,661	3,047,700	3,124,633	3,203,508	3,284,375	3,367,282
New Hampshire	1,235,786	1,250,004	1,264,386	1,278,933	1,293,648	1,308,532	1,323,587	1,338,815	1,354,219	1,369,800	1,385,560	1,398,887	1,412,343	1,425,927	1,439,643	1,453,490	1,467,471	1,481,586	1,495,837	1,510,225
New Jersey	8,414,350	8,472,872	8,531,801	8,591,140	8,650,892	8,711,059	8,771,645	8,832,652	8,894,083	8,955,942	9,018,231	9,061,620	9,105,217	9,149,025	9,193,043	9,237,273	9,281,716	9,326,372	9,371,244	9,416,331
New Mexico	1,819,046	1,834,555	1,850,196	1,865,971	1,881,880	1,897,923	1,914,107	1,930,427	1,946,885	1,963,484	1,980,225	1,999,398	2,000,624	2,010,902	2,021,232	2,031,616	2,042,053	2,052,544	2,063,089	2,073,688
New York	18,976,457	19,022,669	19,068,993	19,115,430	19,161,980	19,208,644	19,255,421	19,302,312	19,349,318	19,396,437	19,443,672	19,456,956	19,470,249	19,483,551	19,496,862	19,510,182	19,523,512	19,536,850	19,550,198	19,563,554
North Carolina	8,049,313	8,170,426	8,293,361	8,418,146	8,544,808	8,673,376	8,803,879	8,936,345	9,070,804	9,207,287	9,345,827	9,473,967	9,603,868	9,735,550	9,869,037	10,004,352	10,141,528	10,280,580	10,421,543	10,564,436
North Dakota	642,200	641,640	641,081	640,522	639,963	639,405	638,848	638,291	637,735	637,179	636,623	635,969	635,315	634,663	634,011	633,359	632,708	632,058	631,409	630,760
Ohio	11,353,140	11,375,249	11,397,402	11,419,597	11,441,836	11,464,118	11,486,444	11,508,812	11,531,225	11,553,681	11,576,181	11,582,951	11,589,725	11,596,502	11,603,284	11,610,070	11,616,860	11,623,653	11,630,451	11,637,252
Oklahoma	3,450,654	3,464,488	3,478,377	3,492,322	3,506,323	3,520,381	3,534,494	3,548,664	3,562,891	3,577,175	3,591,516	3,605,679	3,619,899	3,634,174	3,648,506	3,662,894	3,677,339	3,691,840	3,706,399	3,721,016
Oregon	3,421,399	3,456,676	3,492,317	3,528,325	3,564,705	3,601,459	3,638,593	3,676,110	3,714,013	3,752,307	3,790,996	3,830,509	3,880,544	3,926,108	3,972,207	4,018,847	4,066,035	4,113,777	4,162,080	4,210,949
Pennsylvania	12,281,054	12,311,065	12,341,150	12,371,308	12,401,539	12,431,845	12,462,224	12,492,678	12,523,206	12,553,809	12,584,487	12,604,628	12,624,810	12,645,007	12,665,245	12,685,5				

Population Projection 2001 — 2100
Hypothetical Annual Population Projection for the United States

Year	2020	2021	2022	2023	2024	2025	2026	2027	2028	2029	2030	2031	2032	2033	2034	2035	2036	2037	2038	2039
Census as of date:	24										25									
Congress	116	117	117	118	118	119	119	120	120	121	121	122	122	123	123	124	124	125	125	126
Total U. S. (millions)	335.3	337.9	340.6	343.3	346.0	348.7	351.5	354.4	357.3	360.2	363.2	366.7	370.3	373.9	377.6	381.4	385.2	389.0	392.9	396.9
Reference	Note 2	Note 3	Note 3	Note 3	Note 3	Note 3	Note 3	Note 3	Note 3	Note 3	Note 2	Note 3	Note 3	Note 3	Note 3	Note 3	Note 3	Note 3	Note 3	Note 3
State:																				
Alabama	4,728,915	4,743,251	4,757,630	4,772,052	4,786,519	4,801,029	4,815,583	4,830,182	4,844,824	4,859,511	4,874,243	4,889,241	4,904,284	4,919,374	4,934,511	4,949,694	4,964,923	4,980,200	4,995,524	5,010,894
Alaska	774,421	783,276	792,233	801,292	810,455	819,722	829,096	838,577	848,166	857,864	867,674	876,889	886,201	895,612	905,124	914,736	924,450	934,268	944,190	954,217
Arizona	8,456,448	8,658,803	8,866,000	9,078,155	9,295,387	9,517,816	9,745,569	9,978,771	10,217,554	10,462,050	10,712,397	10,983,418	11,261,296	11,546,204	11,838,320	12,137,827	12,444,911	12,759,764	13,082,583	13,413,569
Arkansas	3,060,219	3,077,759	3,095,399	3,113,140	3,130,983	3,148,928	3,166,976	3,185,127	3,203,383	3,221,743	3,240,208	3,262,175	3,284,292	3,306,558	3,328,976	3,351,545	3,374,267	3,397,143	3,420,175	3,443,362
California	42,206,743	42,612,540	43,022,239	43,435,876	43,853,491	44,275,121	44,700,804	45,130,580	45,564,489	46,002,569	46,444,861	46,958,579	47,477,978	48,003,123	48,534,076	49,070,903	49,613,666	50,162,433	50,717,270	51,278,244
Colorado	5,278,867	5,328,098	5,377,788	5,427,941	5,478,562	5,529,655	5,581,224	5,633,275	5,685,811	5,738,837	5,792,357	5,851,976	5,912,209	5,973,063	6,034,542	6,096,654	6,159,406	6,222,803	6,286,853	6,351,562
Connecticut	3,675,650	3,676,946	3,678,242	3,679,539	3,680,837	3,682,134	3,683,433	3,684,731	3,686,030	3,687,330	3,688,630	3,702,733	3,716,889	3,731,100	3,745,364	3,759,684	3,774,058	3,788,487	3,802,972	3,817,511
Delaware	963,209	968,043	972,902	977,785	982,692	987,624	992,581	997,563	1,002,569	1,007,601	1,012,658	1,023,161	1,033,774	1,044,496	1,055,229	1,066,275	1,077,335	1,088,509	1,099,799	1,111,206
Florida	23,406,525	23,887,456	24,378,268	24,879,165	25,390,354	25,912,047	26,444,458	26,987,809	27,542,324	28,108,233	28,685,769	29,238,243	29,801,358	30,375,318	30,960,332	31,556,613	32,164,378	32,783,849	33,415,250	34,058,812
Georgia	10,843,753	10,955,805	11,069,015	11,183,394	11,298,956	11,415,711	11,533,674	11,652,855	11,773,267	11,894,924	12,017,838	12,187,946	12,360,463	12,535,421	12,712,856	12,892,802	13,075,295	13,260,371	13,448,068	13,638,420
Hawaii	1,412,373	1,417,651	1,422,948	1,428,265	1,433,602	1,438,959	1,444,336	1,449,733	1,455,151	1,460,588	1,466,046	1,477,332	1,488,706	1,500,167	1,511,716	1,523,354	1,535,081	1,546,899	1,558,807	1,570,809
Idaho	1,741,333	1,762,917	1,784,769	1,806,892	1,829,289	1,851,964	1,874,920	1,898,160	1,921,689	1,945,509	1,969,624	1,999,086	2,028,989	2,059,339	2,090,143	2,121,408	2,153,140	2,185,347	2,218,036	2,251,214
Illinois	13,236,720	13,256,208	13,275,724	13,295,269	13,314,843	13,334,445	13,354,077	13,373,737	13,393,426	13,413,145	13,432,892	13,475,773	13,518,792	13,561,947	13,605,241	13,648,672	13,692,242	13,735,952	13,779,800	13,823,789
Indiana	6,627,008	6,645,094	6,663,230	6,681,415	6,699,653	6,717,934	6,736,269	6,754,653	6,773,088	6,791,573	6,810,108	6,839,478	6,868,975	6,898,599	6,928,351	6,958,231	6,988,240	7,018,378	7,048,646	7,079,045
Iowa	3,020,496	3,013,899	3,007,317	3,000,749	2,994,195	2,987,655	2,981,130	2,974,619	2,968,123	2,961,640	2,955,172	2,959,856	2,964,547	2,969,246	2,973,952	2,978,665	2,983,386	2,988,115	2,992,851	2,997,595
Kansas	2,890,566	2,895,480	2,900,402	2,905,333	2,910,272	2,915,220	2,920,176	2,925,140	2,930,113	2,935,094	2,940,084	2,950,761	2,961,477	2,972,232	2,983,025	2,993,858	3,004,731	3,015,643	3,026,594	3,037,585
Kentucky	4,424,431	4,437,317	4,450,242	4,463,203	4,476,203	4,489,240	4,502,315	4,515,428	4,528,580	4,541,770	4,554,998	4,575,647	4,596,389	4,617,225	4,638,156	4,659,182	4,680,303	4,701,520	4,722,833	4,744,242
Louisiana	4,719,160	4,727,442	4,735,738	4,744,048	4,752,374	4,760,714	4,769,068	4,777,437	4,785,821	4,794,220	4,802,633	4,815,731	4,828,865	4,842,035	4,855,240	4,868,482	4,881,760	4,895,074	4,908,424	4,921,811
Maine	1,408,665	1,408,968	1,409,151	1,409,394	1,409,637	1,409,880	1,410,124	1,410,367	1,410,610	1,410,854	1,411,097	1,418,153	1,425,244	1,432,371	1,439,533	1,446,731	1,453,965	1,461,235	1,468,542	1,475,885
Maryland	6,497,626	6,548,274	6,599,318	6,650,759	6,702,601	6,754,847	6,807,501	6,860,565	6,914,042	6,967,937	7,022,251	7,094,384	7,167,258	7,240,881	7,315,259	7,390,402	7,466,317	7,543,011	7,620,494	7,698,772
Massachusetts	6,855,546	6,871,034	6,886,552	6,902,115	6,917,708	6,933,336	6,949,000	6,964,699	6,980,433	6,996,203	7,012,009	7,038,968	7,066,030	7,093,196	7,120,467	7,147,843	7,175,324	7,202,910	7,230,603	7,258,402
Michigan	10,695,993	10,695,811	10,695,629	10,695,447	10,695,265	10,695,082	10,694,900	10,694,718	10,694,536	10,694,354	10,694,172	10,733,523	10,773,019	10,812,661	10,852,448	10,892,381	10,932,462	10,972,690	11,013,066	11,053,591
Minnesota	5,900,769	5,940,104	5,979,701	6,019,562	6,059,689	6,100,083	6,140,747	6,181,682	6,222,889	6,264,371	6,306,130	6,363,740	6,421,875	6,480,542	6,539,745	6,599,489	6,659,778	6,720,619	6,782,015	6,843,972
Mississippi	3,044,812	3,049,539	3,054,273	3,059,014	3,063,763	3,068,519	3,073,282	3,078,053	3,082,831	3,087,617	3,092,410	3,102,942	3,113,509	3,124,112	3,134,752	3,145,427	3,156,140	3,166,888	3,177,673	3,188,495
Missouri	6,199,882	6,222,535	6,245,271	6,268,090	6,290,962	6,313,978	6,337,048	6,360,202	6,383,440	6,406,764	6,430,173	6,463,251	6,496,499	6,529,918	6,563,508	6,597,272	6,631,209	6,665,321	6,699,609	6,734,072
Montana	1,022,735	1,024,930	1,027,130	1,029,334	1,031,543	1,033,757	1,035,976	1,038,199	1,040,427	1,042,660	1,044,898	1,051,470	1,058,084	1,064,739	1,071,437	1,078,176	1,084,957	1,091,782	1,098,649	1,105,559
Nebraska	1,802,678	1,804,427	1,806,178	1,807,931	1,809,685	1,811,441	1,813,199	1,814,958	1,816,720	1,818,482	1,820,247	1,824,990	1,829,745	1,834,512	1,839,292	1,844,084	1,848,889	1,853,706	1,858,536	1,863,378
Nevada	3,452,283	3,527,455	3,604,263	3,682,744	3,762,934	3,844,870	3,928,590	4,014,134	4,101,539	4,190,848	4,282,102	4,400,781	4,522,749	4,648,098	4,776,921	4,909,314	5,045,376	5,185,209	5,328,918	5,476,610
New Hampshire	1,524,751	1,536,507	1,548,353	1,560,291	1,572,320	1,584,443	1,596,658	1,608,968	1,621,373	1,633,874	1,646,471	1,663,860	1,681,433	1,699,192	1,717,138	1,735,274	1,753,601	1,772,122	1,790,838	1,809,752
New Jersey	9,461,635	9,495,175	9,528,835	9,562,613	9,596,512	9,630,530	9,664,669	9,698,929	9,733,311	9,767,814	9,802,440	9,860,103	9,918,106	9,976,450	10,035,137	10,094,170	10,153,549	10,213,278	10,273,358	10,333,792
New Mexico	2,084,341	2,085,873	2,087,405	2,088,939	2,090,474	2,092,010	2,093,548	2,095,086	2,096,626	2,098,166	2,099,708	2,114,050	2,128,489	2,143,027	2,157,665	2,172,402	2,187,240	2,202,179	2,217,221	2,232,365
New York	19,576,920	19,566,948	19,556,981	19,547,019	19,537,063	19,527,111	19,517,165	19,507,223	19,497,287	19,487,355	19,477,429	19,507,791	19,538,200	19,568,657	19,599,161	19,629,712	19,660,312	19,690,959	19,721,653	19,752,396
North Carolina	10,709,289	10,852,235	10,997,089	11,143,877	11,292,623	11,443,356	11,596,100	11,750,883	11,907,732	12,066,675	12,227,739	12,403,557	12,581,903	12,762,814	12,946,326	13,132,476	13,321,303	13,512,845	13,707,141	13,904,231
North Dakota	630,112	627,717	625,331	622,954	620,586	618,227	615,877	613,536	611,204	608,880	606,566	605,990	605,414	604,840	604,265	603,691	603,118	602,545	601,973	601,401
Ohio	11,644,058	11,634,671	11,625,292	11,615,920	11,606,555	11,597,199	11,587,850	11,578,508	11,569,174	11,559,847	11,550,528	11,565,150	11,579,790	11,594,448	11,609,126	11,623,821	11,638,536	11,653,269	11,668,021	11,682,791
Oklahoma	3,735,690	3,753,077	3,770,546	3,788,095	3,805,727	3,823,440	3,841,23													

Population Projection 2001 — 2100
Hypothetical Annual Population Projection for the United States

Year	2040	2041	2042	2043	2044	2045	2046	2047	2048	2049	2050	2051	2052	2053	2054	2055	2056	2057	2058	2059	
	26										27										
Census as of date:																					
Congress	126	127	127	128	128	129	129	130	130	131	131	132	132	133	133	134	134	135	135	136	
Total U. S. (millions)	400.9	404.8	408.7	412.7	416.7	420.9	425.0	429.2	433.5	437.9	442.3	446.8	451.3	455.9	460.6	465.4	470.2	475.1	480.1	485.1	
Reference	Note 4	Note 3	Note 3	Note 3	Note 3	Note 3	Note 3	Note 3	Note 3	Note 3	Note 4	Note 3	Note 3	Note 3	Note 3	Note 3	Note 3	Note 3	Note 3	Note 3	
State:																					
Alabama	5,026,312	5,041,594	5,056,923	5,072,297	5,087,719	5,103,188	5,118,703	5,134,266	5,149,876	5,165,534	5,181,239	5,196,992	5,212,792	5,228,641	5,244,538	5,260,483	5,276,477	5,292,520	5,308,611	5,324,751	
Alaska	964,351	974,865	985,494	996,239	1,007,101	1,018,082	1,029,183	1,040,404	1,051,748	1,063,215	1,074,808	1,086,526	1,098,373	1,110,349	1,122,455	1,134,694	1,147,065	1,159,572	1,172,215	1,184,996	
Arizona	13,752,930	14,094,141	14,443,817	14,802,170	15,169,413	15,545,767	15,931,458	16,326,719	16,731,786	17,146,903	17,572,319	18,008,290	18,455,077	18,912,948	19,382,180	19,863,053	20,355,857	20,860,888	21,378,448	21,908,849	
Arkansas	3,466,707	3,488,940	3,511,316	3,533,835	3,556,498	3,579,307	3,602,262	3,625,364	3,648,615	3,672,014	3,695,564	3,719,265	3,743,117	3,767,123	3,791,283	3,815,597	3,840,068	3,864,695	3,889,480	3,914,425	
California	51,845,423	52,392,821	52,945,998	53,505,015	54,069,935	54,640,820	55,217,732	55,800,735	56,389,894	56,985,273	57,586,939	58,194,957	58,809,394	59,430,129	60,057,800	60,691,906	61,332,067	61,980,274	62,634,678	63,295,991	
Colorado	6,416,937	6,480,225	6,544,138	6,608,681	6,673,860	6,739,682	6,806,153	6,873,280	6,941,069	7,009,527	7,078,660	7,148,474	7,218,977	7,290,176	7,362,077	7,434,686	7,508,012	7,582,061	7,656,841	7,732,358	
Connecticut	3,832,107	3,842,337	3,852,594	3,862,879	3,873,191	3,883,531	3,893,898	3,904,293	3,914,716	3,925,167	3,935,645	3,946,152	3,956,686	3,967,249	3,977,840	3,988,459	3,999,106	4,009,782	4,020,487	4,031,219	
Delaware	1,122,731	1,132,369	1,142,089	1,151,893	1,161,780	1,171,753	1,181,811	1,191,956	1,202,188	1,212,507	1,222,915	1,233,413	1,244,000	1,254,679	1,265,449	1,276,311	1,287,267	1,298,317	1,309,462	1,320,702	
Florida	34,714,768	35,398,406	36,095,506	36,806,335	37,531,161	38,270,262	39,023,918	39,792,416	40,576,047	41,375,111	42,189,911	43,020,756	43,867,963	44,731,855	45,612,759	46,511,010	47,426,951	48,360,929	49,313,301	50,284,427	
Georgia	13,831,468	14,008,906	14,188,620	14,370,640	14,554,994	14,741,714	14,930,829	15,122,337	15,316,369	15,512,856	15,711,864	15,913,425	16,117,571	16,324,336	16,533,754	16,745,859	16,960,684	17,178,266	17,398,638	17,621,838	
Hawaii	1,582,902	1,592,812	1,602,785	1,612,819	1,622,917	1,633,078	1,643,302	1,653,591	1,663,944	1,674,362	1,684,845	1,695,393	1,706,008	1,716,689	1,727,437	1,738,252	1,749,135	1,760,086	1,771,106	1,782,195	
Idaho	2,284,888	2,317,059	2,349,682	2,382,765	2,416,314	2,450,334	2,484,834	2,519,820	2,555,298	2,591,276	2,627,760	2,664,758	2,702,277	2,740,324	2,778,907	2,818,033	2,857,710	2,897,946	2,938,748	2,980,124	
Illinois	13,867,918	13,903,997	13,940,170	13,976,437	14,012,799	14,049,255	14,085,806	14,122,452	14,159,193	14,196,030	14,232,962	14,269,997	14,307,116	14,344,338	14,381,656	14,419,072	14,456,585	14,494,194	14,531,904	14,569,710	
Indiana	7,109,575	7,136,361	7,163,248	7,190,237	7,217,327	7,244,519	7,271,814	7,299,211	7,326,712	7,354,316	7,382,025	7,409,838	7,437,755	7,465,778	7,493,906	7,522,140	7,550,481	7,578,928	7,607,483	7,636,145	
Iowa	3,002,346	3,003,335	3,004,324	3,005,314	3,006,304	3,007,295	3,008,286	3,009,277	3,010,268	3,011,260	3,012,252	3,013,245	3,014,237	3,015,230	3,016,224	3,017,218	3,018,212	3,019,206	3,020,201	3,021,196	
Kansas	3,048,616	3,057,725	3,066,861	3,076,024	3,085,215	3,094,433	3,103,679	3,112,952	3,122,253	3,131,582	3,140,938	3,150,323	3,159,735	3,169,176	3,178,645	3,188,142	3,197,668	3,207,222	3,216,805	3,226,416	
Kentucky	4,765,749	4,784,625	4,803,576	4,822,602	4,841,704	4,860,881	4,880,134	4,899,463	4,918,869	4,938,352	4,957,912	4,977,549	4,997,265	5,017,058	5,036,930	5,056,880	5,076,909	5,097,018	5,117,207	5,137,475	
Louisiana	4,935,234	4,947,035	4,958,865	4,970,722	4,982,609	4,994,523	5,006,466	5,018,438	5,030,432	5,042,467	5,054,524	5,066,611	5,078,726	5,090,871	5,103,044	5,115,247	5,127,478	5,139,739	5,152,030	5,164,349	
Maine	1,483,265	1,488,342	1,493,437	1,498,549	1,503,678	1,508,825	1,513,990	1,519,172	1,524,372	1,529,590	1,534,826	1,540,080	1,545,351	1,550,641	1,555,949	1,561,275	1,566,619	1,571,981	1,577,362	1,582,761	
Maryland	7,777,854	7,851,449	7,925,740	8,000,735	8,076,439	8,152,859	8,230,002	8,307,875	8,386,485	8,465,839	8,545,944	8,626,807	8,708,435	8,790,835	8,874,015	8,957,982	9,042,743	9,128,307	9,214,680	9,301,870	
Massachusetts	7,286,308	7,310,280	7,334,331	7,358,460	7,382,670	7,406,959	7,431,328	7,455,777	7,480,306	7,504,917	7,529,608	7,554,380	7,579,234	7,604,170	7,629,187	7,654,288	7,679,470	7,704,734	7,730,084	7,755,516	
Michigan	11,094,265	11,121,498	11,148,799	11,176,166	11,203,601	11,231,103	11,258,673	11,286,310	11,314,015	11,341,788	11,369,630	11,397,539	11,425,517	11,453,564	11,481,680	11,509,865	11,538,118	11,566,442	11,594,834	11,623,297	
Minnesota	6,906,495	6,964,045	7,022,075	7,080,589	7,139,590	7,199,083	7,259,071	7,319,560	7,380,552	7,442,053	7,504,066	7,566,596	7,629,647	7,693,223	7,757,330	7,821,970	7,887,149	7,952,871	8,019,141	8,085,963	
Mississippi	3,199,354	3,208,162	3,216,994	3,225,851	3,234,731	3,243,637	3,252,567	3,261,521	3,270,504	3,279,504	3,288,533	3,297,586	3,306,664	3,315,768	3,324,896	3,334,050	3,343,229	3,352,433	3,361,662	3,370,917	
Missouri	6,768,714	6,800,133	6,831,699	6,863,410	6,895,270	6,927,277	6,959,432	6,991,737	7,024,192	7,056,797	7,089,553	7,122,463	7,155,525	7,188,740	7,222,109	7,255,633	7,289,319	7,323,149	7,357,142	7,391,293	
Montana	1,112,513	1,118,033	1,123,580	1,129,155	1,134,757	1,140,387	1,146,045	1,151,731	1,157,445	1,163,188	1,168,959	1,174,759	1,180,587	1,186,445	1,192,331	1,198,247	1,204,192	1,210,166	1,216,170	1,222,204	
Nebraska	1,868,233	1,872,050	1,875,874	1,879,706	1,883,546	1,887,394	1,891,250	1,895,114	1,898,985	1,902,865	1,906,752	1,910,647	1,914,551	1,918,462	1,922,381	1,926,308	1,930,244	1,934,187	1,938,138	1,942,098	
Nevada	5,628,395	5,772,945	5,921,207	6,073,277	6,229,253	6,389,234	6,553,324	6,721,629	6,894,255	7,071,316	7,252,923	7,439,195	7,630,250	7,826,212	8,027,207	8,233,364	8,444,816	8,661,698	8,884,150	9,112,316	
New Hampshire	1,828,866	1,846,443	1,864,189	1,882,106	1,900,195	1,918,458	1,936,896	1,955,511	1,974,306	1,993,281	2,012,438	2,031,780	2,051,307	2,071,022	2,090,926	2,111,022	2,131,311	2,151,795	2,172,476	2,193,356	
New Jersey	10,394,581	10,447,319	10,500,324	10,553,599	10,607,143	10,660,959	10,715,049	10,769,412	10,824,052	10,878,968	10,934,164	10,989,639	11,045,396	11,101,436	11,157,760	11,214,369	11,271,266	11,328,452	11,385,928	11,443,695	
New Mexico	2,247,613	2,258,465	2,269,371	2,280,329	2,291,340	2,302,404	2,313,521	2,324,692	2,335,917	2,347,196	2,358,530	2,369,919	2,381,362	2,392,861	2,404,415	2,416,025	2,427,691	2,439,414	2,451,193	2,463,028	
New York	19,783,187	19,800,010	19,816,847	19,833,699	19,850,565	19,867,445	19,884,340	19,901,249	19,918,173	19,935,111	19,952,063	19,969,030	19,986,011	20,003,006	20,020,016	20,037,041	20,054,080	20,071,133	20,088,201	20,105,284	
North Carolina	14,104,155	14,301,649	14,501,909	14,704,973	14,910,880	15,119,671	15,331,385	15,546,063	15,763,748	15,984,481	16,208,304	16,435,262	16,665,398	16,898,756	17,135,382	17,375,321	17,618,620	17,865,326	18,115,486	18,369,149	
North Dakota	600,830	599,740	598,653	597,567	596,483	595,401	594,321	593,243	592,167	591,093	590,021	588,951	587,883	586,817	585,752	584,690	583,629	582,571	581,514	580,460	
Ohio	11,697,580	11,704,315	11,711,053	11,717,796	11,724,542	11,731,292	11,738,046	11,744,804	11,751,566	11,758,332	11,765,102	11,771,875	11,778,653	11,785,434	11,792,219	11,799,0					

Population Projection 2001 — 2100
Hypothetical Annual Population Projection for the United States

Year	2060	2061	2062	2063	2064	2065	2066	2067	2068	2069	2070	2071	2072	2073	2074	2075	2076	2077	2078	2079	
	28										29										
Census as of date:																					
Congress	136	137	137	138	138	139	139	140	140	141	141	142	142	143	143	144	144	145	145	146	146
Total U. S. (millions)	490.2	495.4	500.7	506.1	511.5	517.0	522.6	528.3	534.1	539.9	545.9	551.9	558.1	564.3	570.7	577.1	583.6	590.3	597.0	603.9	603.9
Reference	Note 4	Note 3	Note 3	Note 3	Note 3	Note 3	Note 3	Note 3	Note 3	Note 3	Note 4	Note 3	Note 3	Note 3	Note 3	Note 3	Note 3	Note 3	Note 3	Note 3	Note 3
State:																					
Alabama	5,340,940	5,357,179	5,373,466	5,389,804	5,406,191	5,422,627	5,439,114	5,455,651	5,472,238	5,488,876	5,505,564	5,522,303	5,539,093	5,555,934	5,572,826	5,589,769	5,606,764	5,623,811	5,640,909	5,658,060	5,658,060
Alaska	1,197,916	1,210,978	1,224,181	1,237,529	1,251,022	1,264,662	1,278,451	1,292,390	1,306,481	1,320,726	1,335,126	1,349,683	1,364,399	1,379,276	1,394,314	1,409,517	1,424,885	1,440,421	1,456,126	1,472,002	1,472,002
Arizona	22,452,409	23,009,455	23,580,321	24,165,351	24,764,895	25,379,314	26,008,976	26,654,261	27,315,555	27,993,256	28,687,771	29,399,517	30,128,921	30,876,422	31,642,468	32,427,520	33,232,049	34,056,539	34,901,484	35,767,392	35,767,392
Arkansas	3,939,529	3,964,794	3,990,222	4,015,812	4,041,566	4,067,486	4,093,572	4,119,825	4,146,247	4,172,838	4,199,599	4,226,532	4,253,638	4,280,918	4,308,373	4,336,004	4,363,812	4,391,798	4,419,964	4,448,310	4,448,310
California	63,964,286	64,639,638	65,322,120	66,011,808	66,708,778	67,413,107	68,124,872	68,844,152	69,571,027	70,305,576	71,047,881	71,798,023	72,556,085	73,322,151	74,096,306	74,878,634	75,669,222	76,468,157	77,275,528	78,091,423	78,091,423
Colorado	7,808,620	7,885,634	7,963,407	8,041,948	8,121,263	8,201,360	8,282,248	8,363,933	8,446,424	8,529,728	8,613,854	8,698,810	8,784,604	8,871,243	8,958,738	9,047,095	9,136,323	9,226,432	9,317,430	9,409,324	9,409,324
Connecticut	4,041,981	4,052,771	4,063,591	4,074,439	4,085,316	4,096,222	4,107,157	4,118,121	4,129,115	4,140,138	4,151,190	4,162,272	4,173,384	4,184,525	4,195,696	4,206,896	4,218,127	4,229,387	4,240,678	4,251,999	4,251,999
Delaware	1,332,039	1,343,473	1,355,005	1,366,637	1,378,368	1,390,200	1,402,133	1,414,169	1,426,308	1,438,551	1,450,900	1,463,354	1,475,916	1,488,585	1,501,363	1,514,251	1,527,249	1,540,359	1,553,581	1,566,917	1,566,917
Florida	51,274,678	52,284,429	53,314,066	54,363,980	55,434,569	56,526,241	57,639,412	58,774,504	59,931,950	61,112,189	62,315,671	63,542,853	64,794,202	66,071,193	67,371,313	68,698,055	70,050,925	71,430,438	72,837,116	74,271,497	74,271,497
Georgia	17,847,901	18,076,864	18,308,764	18,543,640	18,781,528	19,022,468	19,266,499	19,513,661	19,763,993	20,017,537	20,274,333	20,534,424	20,797,852	21,064,658	21,334,888	21,608,584	21,885,791	22,166,554	22,450,920	22,738,933	22,738,933
Hawaii	1,793,353	1,804,581	1,815,879	1,827,248	1,838,688	1,850,200	1,861,784	1,873,440	1,885,170	1,896,973	1,908,849	1,920,800	1,932,826	1,944,928	1,957,104	1,969,358	1,981,688	1,994,095	2,006,579	2,019,142	2,019,142
Idaho	3,022,084	3,064,634	3,107,783	3,151,539	3,195,912	3,240,909	3,286,540	3,332,813	3,379,738	3,427,324	3,475,579	3,524,514	3,574,138	3,624,461	3,675,492	3,727,242	3,779,720	3,832,938	3,886,904	3,941,630	3,941,630
Illinois	14,607,615	14,645,619	14,683,721	14,721,923	14,760,224	14,798,624	14,837,124	14,875,725	14,914,426	14,953,228	14,992,130	15,031,134	15,070,239	15,109,447	15,148,755	15,188,167	15,227,681	15,267,297	15,307,017	15,346,840	15,346,840
Indiana	7,664,915	7,693,794	7,722,781	7,751,878	7,781,084	7,810,400	7,839,827	7,869,470	7,899,013	7,928,774	7,958,647	7,988,632	8,018,730	8,048,942	8,079,267	8,109,707	8,140,261	8,170,931	8,201,716	8,232,617	8,232,617
Iowa	3,022,191	3,023,187	3,024,183	3,025,179	3,026,176	3,027,173	3,028,170	3,029,168	3,030,166	3,031,164	3,032,163	3,033,162	3,034,161	3,035,161	3,036,161	3,037,161	3,038,162	3,039,163	3,040,164	3,041,166	3,041,166
Kansas	3,236,056	3,245,725	3,255,422	3,265,149	3,274,905	3,284,689	3,294,503	3,304,347	3,314,220	3,324,122	3,334,054	3,344,015	3,354,007	3,364,028	3,374,079	3,384,160	3,394,272	3,404,413	3,414,585	3,424,787	3,424,787
Kentucky	5,157,823	5,178,253	5,198,763	5,219,354	5,240,027	5,260,782	5,281,619	5,302,539	5,323,541	5,344,627	5,365,796	5,387,049	5,408,386	5,429,807	5,451,314	5,472,906	5,494,583	5,516,346	5,538,195	5,560,131	5,560,131
Louisiana	5,176,698	5,189,077	5,201,485	5,213,923	5,226,391	5,238,888	5,251,416	5,263,973	5,276,560	5,289,178	5,301,825	5,314,503	5,327,211	5,339,950	5,352,719	5,365,519	5,378,349	5,391,210	5,404,101	5,417,024	5,417,024
Maine	1,588,179	1,593,615	1,599,070	1,604,544	1,610,036	1,615,547	1,621,077	1,626,626	1,632,194	1,637,781	1,643,387	1,649,012	1,654,657	1,660,321	1,666,004	1,671,707	1,677,429	1,683,171	1,688,932	1,694,713	1,694,713
Maryland	9,389,886	9,478,734	9,568,423	9,658,960	9,750,355	9,842,614	9,935,745	10,029,759	10,124,661	10,220,462	10,317,169	10,414,792	10,513,338	10,612,816	10,713,236	10,814,606	10,916,935	11,020,232	11,124,507	11,229,768	11,229,768
Massachusetts	7,781,032	7,806,631	7,832,315	7,858,084	7,883,937	7,909,875	7,935,898	7,962,007	7,988,203	8,014,484	8,040,851	8,067,306	8,093,847	8,120,476	8,147,192	8,173,997	8,200,889	8,227,877	8,254,940	8,282,099	8,282,099
Michigan	11,651,829	11,680,432	11,709,104	11,737,847	11,766,661	11,795,545	11,824,500	11,853,526	11,882,624	11,911,793	11,941,033	11,970,346	11,999,730	12,029,186	12,058,715	12,088,316	12,117,989	12,147,737	12,177,556	12,207,449	12,207,449
Minnesota	8,153,341	8,221,282	8,289,788	8,358,365	8,428,518	8,498,751	8,569,570	8,640,978	8,712,982	8,785,586	8,858,794	8,932,613	9,007,046	9,082,100	9,157,780	9,234,090	9,311,036	9,388,623	9,466,856	9,545,742	9,545,742
Mississippi	3,880,197	3,899,503	3,918,834	3,938,191	3,957,574	3,976,983	3,996,418	4,015,878	4,035,363	4,054,873	4,074,407	4,093,965	4,113,547	4,133,153	4,152,784	4,172,440	4,192,121	4,211,827	4,231,559	4,251,317	4,251,317
Missouri	7,425,603	7,460,071	7,494,700	7,529,490	7,564,441	7,599,554	7,634,830	7,669,270	7,703,875	7,738,644	7,773,578	7,808,677	7,843,933	7,878,347	7,912,919	7,947,650	7,982,541	8,017,592	8,052,814	8,087,205	8,087,205
Montana	1,228,268	1,234,362	1,240,487	1,246,641	1,252,826	1,259,042	1,265,289	1,271,566	1,277,875	1,284,215	1,290,587	1,296,990	1,303,425	1,309,892	1,316,391	1,322,922	1,329,486	1,336,082	1,342,711	1,349,372	1,349,372
Nebraska	1,946,065	1,950,041	1,954,025	1,958,016	1,962,016	1,966,025	1,970,041	1,974,066	1,978,099	1,982,140	1,986,189	1,990,246	1,994,312	1,998,387	2,002,469	2,006,560	2,010,659	2,014,767	2,018,883	2,023,007	2,023,007
Nevada	9,346,341	9,586,376	9,832,576	10,085,099	10,344,107	10,609,768	10,882,251	11,161,732	11,448,391	11,742,411	12,043,983	12,353,300	12,670,561	12,995,970	13,329,736	13,672,074	14,023,205	14,383,352	14,752,750	15,131,634	15,131,634
New Hampshire	2,214,436	2,235,719	2,257,206	2,278,900	2,300,803	2,322,916	2,345,241	2,367,781	2,390,538	2,413,513	2,436,709	2,460,128	2,483,773	2,507,644	2,531,745	2,556,078	2,580,644	2,605,446	2,630,487	2,655,769	2,655,769
New Jersey	11,501,756	11,560,111	11,618,762	11,677,711	11,736,958	11,796,507	11,856,357	11,916,512	11,976,971	12,037,737	12,098,811	12,160,196	12,221,891	12,283,900	12,346,224	12,408,863	12,471,820	12,535,097	12,598,695	12,662,616	12,662,616
New Mexico	2,474,921	2,486,872	2,498,880	2,510,946	2,523,071	2,535,254	2,547,495	2,559,796	2,572,157	2,584,577	2,597,057	2,609,597	2,622,198	2,634,859	2,647,582	2,660,366	2,673,212	2,686,120	2,699,090	2,712,123	2,712,123
New York	20,122,381	20,139,492	20,156,618	20,173,759	20,190,914	20,208,084	20,225,269	20,242,468	20,259,681	20,276,910	20,294,153	20,311,410	20,328,682	20,345,969	20,363,271	20,380,588	20,397,919	20,415,265	20,432,625	20,450,000	20,450,000
North Carolina	18,626,364	18,887,181	19,151,650	19,419,822	19,691,749	19,967,484	20,242,080	20,530,591	20,818,072	21,109,578	21,405,166	21,704,894	22,008,818	22,317,997	22,629,492	22,946,363	23,267,671	23,593,478	23,923,824	24,258,840	24,258,840
North Dakota	579,407	578,356	577,307	57																	

Population Projection 2001 — 2100
Hypothetical Annual Population Projection for the United States

Year	2080	2081	2082	2083	2084	2085	2086	2087	2088	2089	2090	2091	2092	2093	2094	2095	2096	2097	2098	2099	2100	
Census as of date:	30										31											32
Congress	146	147	147	148	148	149	149	150	150	151	151	152	152	153	153	154	154	155	155	156	156	
Total U. S. (millions)	610.8	617.9	625.0	632.3	639.7	647.3	654.9	662.7	670.6	678.6	686.8	695.0	703.5	712.0	720.7	729.5	738.5	747.7	756.9	766.4	776.0	
Reference	Note 4	Note 3	Note 3	Note 3	Note 3	Note 3	Note 3	Note 3	Note 3	Note 3	Note 4	Note 3	Note 3	Note 3	Note 3	Note 3	Note 3	Note 3	Note 3	Note 3	Note 4	
State:																						
Alabama	5,675,262	5,692,517	5,709,825	5,727,185	5,744,597	5,762,063	5,779,582	5,797,154	5,814,779	5,832,458	5,850,191	5,867,978	5,885,819	5,903,714	5,921,663	5,939,667	5,957,726	5,975,840	5,994,008	6,012,232	6,030,512	
Alaska	1,488,052	1,504,276	1,520,678	1,537,258	1,554,019	1,570,963	1,588,092	1,605,407	1,622,911	1,640,606	1,658,494	1,676,577	1,694,857	1,713,336	1,732,017	1,750,902	1,769,992	1,789,291	1,808,800	1,828,522	1,848,458	
Arizona	36,654,784	37,564,192	38,496,162	39,451,255	40,430,044	41,433,116	42,461,075	43,514,537	44,594,136	45,700,520	46,834,353	47,996,317	49,187,109	50,407,445	51,658,057	52,939,698	54,253,135	55,599,160	56,978,579	58,392,222	59,840,937	
Arkansas	4,476,838	4,505,550	4,534,445	4,563,526	4,592,793	4,622,247	4,651,891	4,681,725	4,711,750	4,741,968	4,772,380	4,802,986	4,833,789	4,864,789	4,895,989	4,927,388	4,958,989	4,990,792	5,022,799	5,055,012	5,087,431	
Kansas	78,915,933	79,749,148	80,591,160	81,442,063	82,301,949	83,170,915	84,049,055	84,936,467	85,833,249	86,739,998	87,655,317	88,580,804	89,516,064	90,461,198	91,416,311	92,381,508	93,356,896	94,342,583	95,338,676	96,345,287	97,362,526	
Colorado	9,502,126	9,595,842	9,690,483	9,786,057	9,882,574	9,980,042	10,078,472	10,177,873	10,278,254	10,379,626	10,481,997	10,585,377	10,689,777	10,795,207	10,901,677	11,009,197	11,117,777	11,227,428	11,338,161	11,449,985	11,562,913	
Connecticut	4,263,350	4,274,731	4,286,143	4,297,585	4,309,058	4,320,561	4,332,095	4,343,660	4,355,256	4,366,882	4,378,540	4,390,229	4,401,949	4,413,700	4,425,483	4,437,297	4,449,143	4,461,020	4,472,929	4,484,870	4,496,842	
Delaware	1,580,367	1,593,933	1,607,615	1,621,415	1,635,333	1,649,371	1,663,529	1,677,808	1,692,211	1,706,737	1,721,387	1,736,163	1,751,067	1,766,098	1,781,258	1,796,548	1,811,969	1,827,523	1,843,211	1,859,033	1,874,991	
Florida	75,734,125	77,225,556	78,746,358	80,297,109	81,878,400	83,490,830	85,135,014	86,811,577	88,521,157	90,264,403	92,041,979	93,854,561	95,702,837	97,587,512	99,509,302	101,468,938	103,467,165	105,504,742	107,582,446	109,701,066	111,861,408	
Georgia	23,030,641	23,326,091	23,625,332	23,928,411	24,235,378	24,546,283	24,861,177	25,180,111	25,503,135	25,830,304	26,161,670	26,497,287	26,837,209	27,181,492	27,530,192	27,883,365	28,241,069	28,603,361	28,970,302	29,341,949	29,718,364	
Hawaii	2,031,784	2,044,505	2,057,305	2,070,186	2,083,147	2,096,189	2,109,313	2,122,519	2,135,808	2,149,180	2,162,636	2,176,176	2,189,801	2,203,511	2,217,307	2,231,189	2,245,158	2,259,215	2,273,360	2,287,593	2,301,915	
Idaho	3,997,127	4,053,405	4,110,476	4,168,350	4,227,039	4,286,554	4,346,908	4,408,111	4,470,175	4,533,114	4,596,939	4,661,662	4,727,297	4,793,855	4,861,351	4,929,797	4,999,207	5,069,595	5,140,973	5,213,356	5,286,758	
Illinois	15,386,767	15,426,797	15,466,932	15,507,171	15,547,515	15,587,964	15,628,518	15,669,177	15,709,942	15,750,814	15,791,791	15,832,876	15,874,067	15,915,365	15,956,771	15,998,284	16,039,906	16,081,635	16,123,474	16,165,421	16,207,477	
Indiana	8,263,634	8,294,768	8,326,020	8,357,389	8,388,877	8,420,483	8,452,208	8,484,053	8,516,018	8,548,103	8,580,309	8,612,637	8,645,086	8,677,657	8,710,352	8,743,169	8,776,110	8,809,175	8,842,365	8,875,680	8,909,120	
Iowa	3,042,168	3,043,170	3,044,173	3,045,176	3,046,179	3,047,183	3,048,187	3,049,191	3,050,196	3,051,201	3,052,206	3,053,211	3,054,217	3,055,224	3,056,230	3,057,237	3,058,244	3,059,252	3,060,260	3,061,268	3,062,277	
Kansas	3,435,020	3,445,283	3,455,577	3,465,901	3,476,257	3,486,643	3,497,061	3,507,509	3,517,989	3,528,500	3,539,043	3,549,617	3,560,223	3,570,860	3,581,529	3,592,230	3,602,963	3,613,728	3,624,525	3,635,355	3,646,216	
Kentucky	5,582,154	5,604,264	5,626,461	5,648,747	5,671,120	5,693,583	5,716,134	5,738,774	5,761,505	5,784,325	5,807,236	5,830,237	5,853,330	5,876,514	5,899,789	5,923,157	5,946,618	5,970,172	5,995,818	6,017,559	6,041,393	
Louisiana	5,429,977	5,442,961	5,455,977	5,469,023	5,482,101	5,495,210	5,508,350	5,521,522	5,534,725	5,547,960	5,561,226	5,574,524	5,587,854	5,601,216	5,614,610	5,628,035	5,641,493	5,654,983	5,668,506	5,682,060	5,695,647	
Maine	1,700,514	1,706,335	1,712,176	1,718,036	1,723,917	1,729,818	1,735,739	1,741,681	1,747,642	1,753,624	1,759,627	1,765,650	1,771,694	1,777,758	1,783,844	1,789,950	1,796,077	1,802,224	1,808,393	1,814,583	1,820,795	
Maryland	11,336,026	11,443,288	11,551,566	11,660,868	11,771,205	11,882,585	11,995,020	12,108,518	12,223,090	12,338,747	12,455,497	12,573,353	12,692,323	12,812,420	12,933,652	13,056,032	13,179,570	13,304,276	13,430,163	13,557,241	13,685,521	
Massachusetts	8,309,347	8,336,684	8,364,112	8,391,630	8,419,239	8,446,938	8,474,728	8,502,610	8,530,584	8,558,649	8,586,807	8,615,058	8,643,401	8,671,838	8,700,369	8,728,993	8,757,711	8,786,524	8,815,432	8,844,435	8,873,533	
Michigan	12,237,415	12,267,455	12,297,569	12,327,756	12,358,018	12,388,354	12,418,764	12,449,249	12,479,809	12,509,444	12,541,154	12,571,939	12,602,800	12,633,737	12,664,750	12,695,839	12,727,004	12,758,246	12,789,564	12,820,959	12,852,431	
Minnesota	9,625,285	9,705,490	9,786,364	9,867,912	9,950,140	10,033,052	10,116,656	10,200,956	10,285,959	10,371,670	10,458,095	10,545,240	10,633,111	10,721,715	10,811,057	10,901,144	10,991,981	11,083,575	11,175,932	11,269,059	11,362,962	
Mississippi	3,571,262	3,581,094	3,590,932	3,600,839	3,610,752	3,620,693	3,630,661	3,640,656	3,650,679	3,660,729	3,670,807	3,680,913	3,691,047	3,701,209	3,711,398	3,721,616	3,731,861	3,742,133	3,752,438	3,762,768	3,773,127	
Missouri	8,146,242	8,184,055	8,222,045	8,260,211	8,298,553	8,337,074	8,375,774	8,414,653	8,453,713	8,492,954	8,532,378	8,571,984	8,611,774	8,651,749	8,691,909	8,732,256	8,772,790	8,813,512	8,854,424	8,895,525	8,936,817	
Montana	1,356,067	1,362,795	1,369,557	1,376,352	1,383,180	1,390,043	1,396,940	1,403,870	1,410,836	1,417,836	1,424,870	1,431,939	1,439,044	1,446,184	1,453,359	1,460,570	1,467,816	1,475,099	1,482,417	1,489,772	1,497,164	
Nebraska	2,027,140	2,031,281	2,035,431	2,039,589	2,043,756	2,047,931	2,052,115	2,056,307	2,060,508	2,064,717	2,068,935	2,073,162	2,077,397	2,081,641	2,085,894	2,090,155	2,094,425	2,098,704	2,102,991	2,107,287	2,111,592	
Nevada	15,520,249	15,918,844	16,327,677	16,747,009	17,177,110	17,618,258	18,070,738	18,534,832	19,010,849	19,499,091	19,999,872	20,513,515	21,040,349	21,580,713	22,134,955	22,703,431	23,286,507	23,884,558	24,497,968	25,127,131	25,772,453	
New Hampshire	2,681,293	2,707,063	2,733,081	2,759,348	2,785,868	2,812,643	2,839,675	2,866,967	2,894,522	2,922,341	2,950,427	2,978,784	3,007,413	3,036,317	3,065,499	3,094,961	3,124,707	3,154,738	3,185,059	3,215,670	3,246,576	
New Jersey	12,726,860	12,791,431	12,856,329	12,921,557	12,987,116	13,053,007	13,119,232	13,185,794	13,252,693	13,319,932	13,387,511	13,455,434	13,523,701	13,592,315	13,661,276	13,730,588	13,800,251	13,870,268	13,940,640	14,011,369	14,082,456	
New Mexico	2,725,219	2,738,378	2,751,601	2,764,887	2,778,238	2,791,653	2,805,133	2,818,678	2,832,288	2,845,964	2,859,706	2,873,515	2,887,390	2,901,332	2,915,341	2,929,418	2,943,563	2,957,777	2,972,059	2,986,410	3,000,830	
New York	20,467,391	20,484,976	20,502,215	20,519,650	20,537,099	20,554,563	20,572,043	20,589,536	20,607,045	20,624,569	20,642,108	20,659,661	20,677,229	20,694,813	20,712,411	20,730,024	20,747,653	20,765,296	20,782,954	20,800,628	20,818,316	
North Carolina	24,598,528	24,942,970	25,292,236	25,646,392	26,005,507	26,369,651	26,738,893	27,113,306	27,492,962	27,877,934	28,268,296	28,664,125	29,065,496	29,472,487	29,885,177	30,303,646	30,727,975	31,158,245	31,594,540	32,036,945	32,485,514	
North Dakota	558,747	557,734	556,722	555,712	554,704	553,698	552,694	551,692	550,691	549,692	548,695	547,700	546,707	545,715	544,725	543,737	542,751	541,767	540,784	539,803	538,824	
Ohio	11,970,014	11,976,905	11,983,801	11,990,700	11,997,604	12,004,511	12,011,423	12,018,338	12,025,257	12,032,181	12,039,108	12,046,039	12,052,975	12,059,914	12,066,857	12,073,805	12,080,757	12,087,711	12,094,670	12,101,634	12,108,601	
Oklahoma	4,810,311	4,830,401	4,850,575	4,870,833	4,891,176	4,911,603	4,932,116	4,952,715	4,973,399	4,994,170	5,015,028	5,035,973	5,057,005	5,078,125	5,099,334	5,120,631	5,142,017	5,163,492	5,185,057			