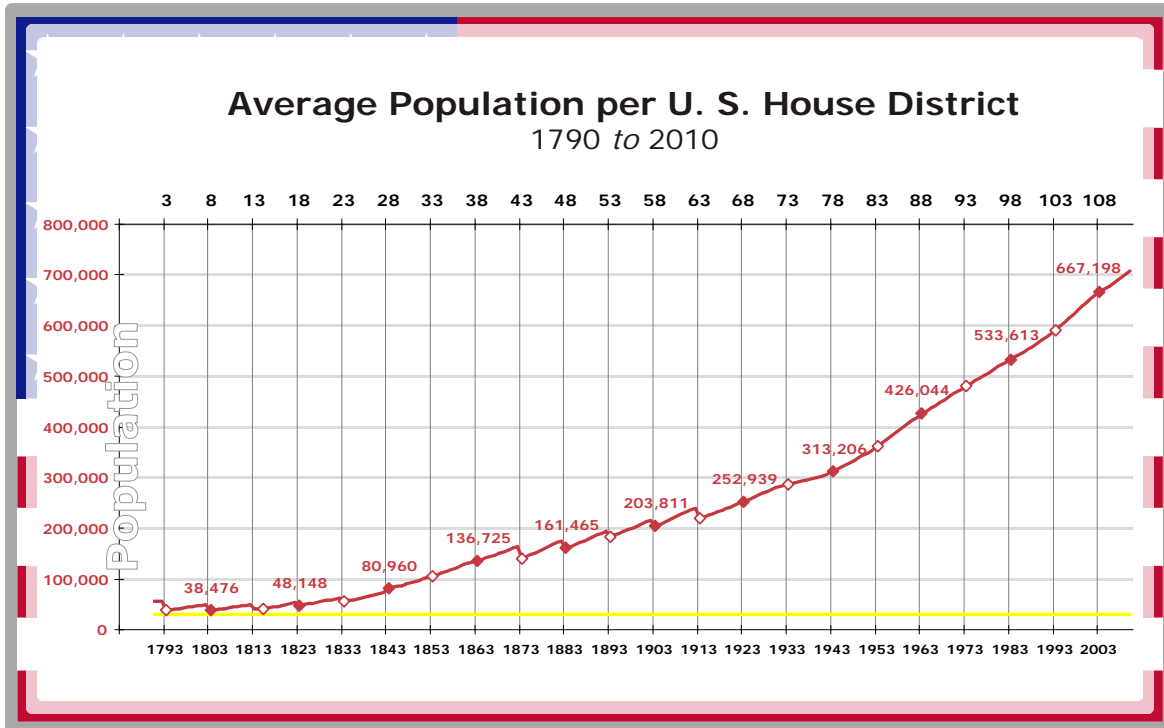


The Population Size of U. S. House Districts

By Year and by Congress

1789 to 2100



Quantitative Historical Analysis #3

<http://www.thirty-thousand.org/pages/analyses.htm>

Data as of March 2005

thirty-thousand.org

<http://www.thirty-thousand.org>

Contact:

Quidam@thirty-thousand.org

Published
June 19, 2005

Revised
November 30, 2007

Table of Contents

1. Description 1
 1.1. Purpose 1
 1.2. Data Source 1
 1.3. Methodology..... 1

2. Graphical Illustrations 2
 2.1. **Chart A** — Total Population vs. Number of House Seats 2
 2.2. **Chart B** — House District Size (1790 – 2004) 3
 2.3. **Chart C** — House District Size (1790 – 2100) 4

3. Data Table — House District Population Sizes 5

APPENDICES

Appendix 1 — Historical District Population Sizes (1789 – 2000)

Appendix 2 — Projected District Population Sizes (2001 – 2100)

Note: the only material difference between this report and its previous version is the *addition* of data for the first Congress (for those states that then comprised the Union). None of the previously reported data has been revised.

© 2007 **thirty-thousand.org**

Personal use of this material is permitted as long as it is attributed to *thirty-thousand.org*. However, permission to reprint/republish this material for advertising or promotional purposes or for creating new collective works for resale or redistribution to servers or lists, or to reuse any copyrighted component of this work in other works must be obtained from *thirty-thousand.org*.

Thirty-thousand.org believes the data contained herein to be correct; however, we would greatly appreciate any errors being brought to our attention.

1. DESCRIPTION

1.1. Purpose

The purpose of this report is to provide the population sizes for U. S. congressional districts as follows:

- Annually *by state* and the total of all states (1789 to 2000)
- Annual projections for the total of all states (2001 to 2100)

1.2. Data Source

This analysis requires only two sets of data: population and authorized House size. The population data for this analysis can be found in the “Estimated Annual Population of the United States.”¹

The House apportionment data can be found in “The Size of the U. S. House of Representatives and its Constituent State Delegations.”²

1.3. Methodology

For any given state, the population size of its Congressional districts is equal to its total population divided by its number of authorized Representatives. It is important to note that the states’ district sizes can vary widely from the nationwide average. For example, in the year 2000, district sizes ranged from 493,782 (Wyoming) to 999,128 (Nevada), with the size of all the other states’ districts falling between these extremes.

At the national level, the average district population is equal to the total population divided by the total number of seats in the House. For example, the total population (of all fifty states) per the 2000 U. S. census is 280,849,847. Dividing this number by 435 (the current size of the House of Representatives) results in a nationwide *average* of 645,631 people per Representative.

Note that, for this analysis, the total population includes only the states only (the District of Columbia and territories are not included).

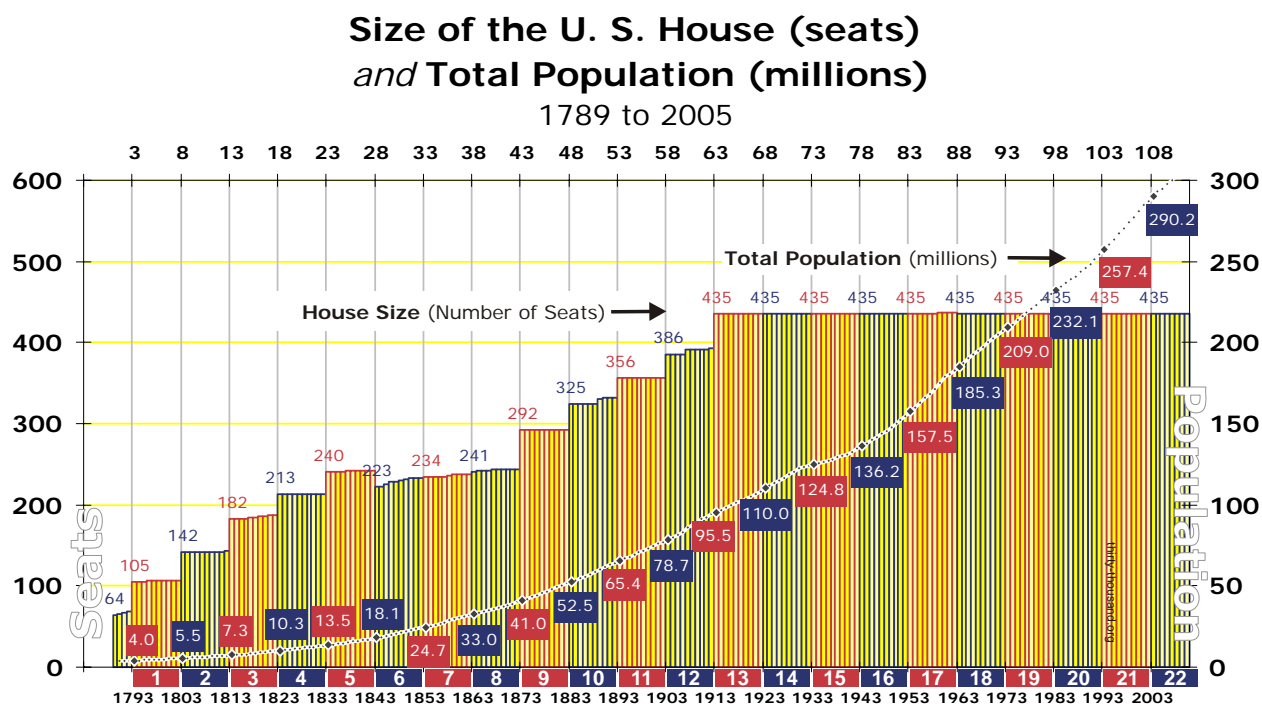
¹ This report, *Estimated Annual Population of the United States — Historical and Projected Population by State*, can be found at <http://www.thirty-thousand.org/pages/analyses.htm> (Quantitative Historical Analysis #1).

² This report, *The Size of the U. S. House of Representatives and its Constituent State Delegations — Authorized Number of Memberships by Year and by Congress*, can be found at <http://www.thirty-thousand.org/pages/analyses.htm> (Quantitative Historical Analysis #2).

2. GRAPHICAL ILLUSTRATIONS

2.1. Chart A — Total Population vs. Number of House Seats

As explained in the preceding section, the House district size is equal to total population *divided by* the number of authorized Representatives (by year).



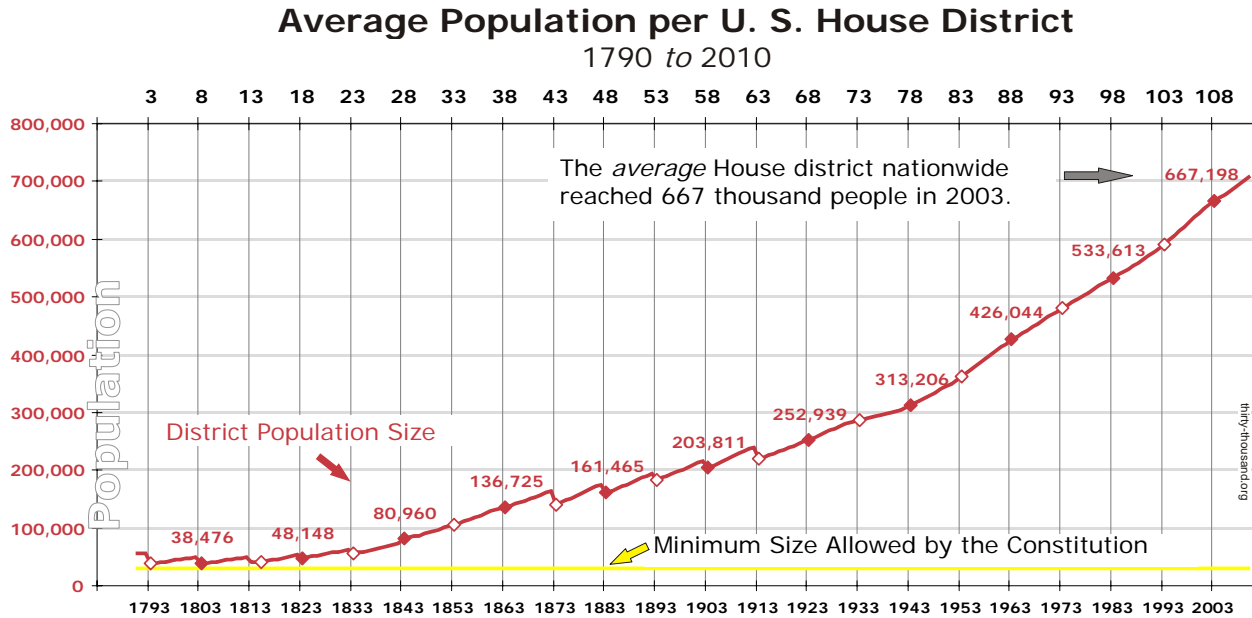
In the chart above, the data values are indicated as of the first year of each apportionment regime. For example, in the year 2003 — which is the first year of the 22nd apportionment regime — 290 million people were represented by 435 Representatives. Dividing 290 million by 435 returns 667,000 people per congressional district. The chart in the next section illustrates the resulting average House sizes for 1789 to 2004.

Note that the size of the House has remained constant since 1913³ while the population has more than doubled.

³ The only exception occurred from 1959 to 1962 when the size of the House was temporarily increased to 437 to accommodate the admission of Alaska and Hawaii to the Union.

2.2. **Chart B** — House District Size (1790 – 2004)

The ascending line graph in Chart B (below) illustrates the average population size of the congressional district (i.e., aggregate national average).



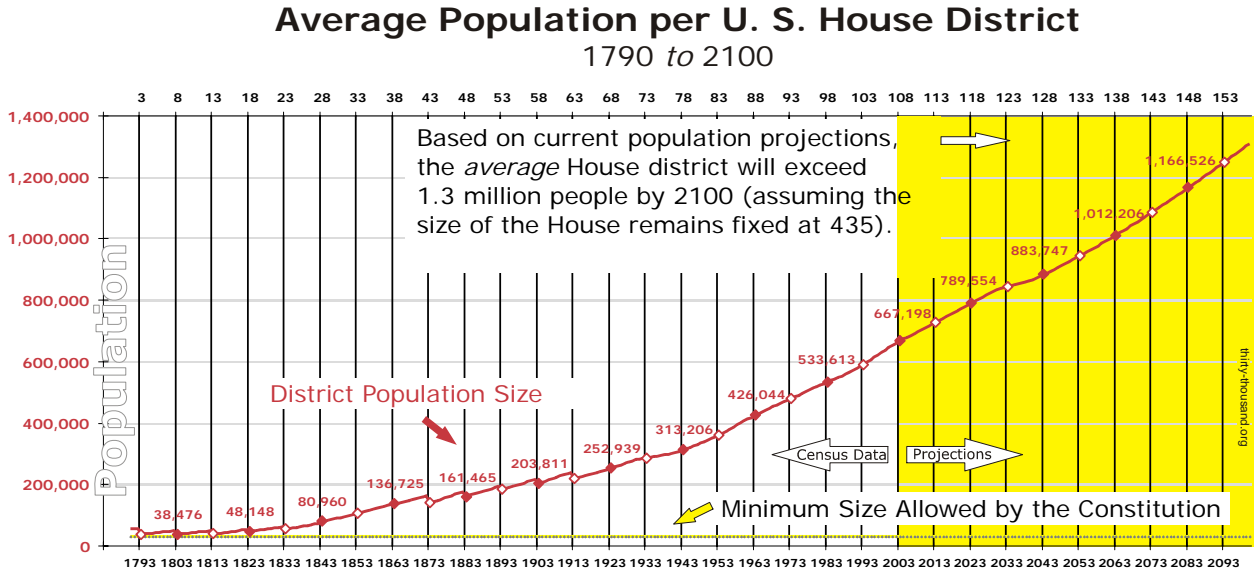
Note the enormous increase in the population of congressional districts since the first few Congresses. In 1823 — the 18th Congress — a member of the House of Representatives represented, on average, approximately 48 thousand inhabitants. Today, each Representative “represents” over 670 thousand people (on average), which is 22 times the Constitutional minimum. For reference, the *minimum* district size permitted by the Constitution (30,000) is indicated by the flat line graph.

As the preceding two charts show, the reason for the huge increase in district population size is that – during the last two centuries – the U. S. population has increased 48-fold while the number of memberships in the House has only tripled in size.

Section 3 of this report provides a summary of the values graphed above. They are also provided in greater detail in Appendix 1.

2.3. **Chart C — House District Size (1790 – 2100)**

Assuming the size of the House *continues* to remain fixed at 435 seats, Chart C (below) illustrates the average district population size to the year 2100.



By the year 2100, the average population of a U. S. House district will *exceed* 1.3 million people (i.e., 43 times the Constitutional minimum).

For 2001 to 2100, the projected district population values are provided in Appendix 2 of this report.

3. DATA TABLE — HOUSE DISTRICT POPULATION SIZES

The results of this analysis are summarized in the table below. A more detailed accounting is provided in Appendices 1 and 2.

Historical Population Size of House Districts Total U. S. by Congress (1789 — 2000)							
Congresses (1 - 106)	C	Congress (year)				1 (1789)	2 (1791)
		District Population				53,294	56,018
	1	Congress (year)	3 (1793)	4 (1795)	5 (1797)	6 (1799)	7 (1801)
		District Population	38,445	40,538	43,146	45,819	48,413
	2	Congress (year)	8 (1803)	9 (1805)	10 (1807)	11 (1809)	12 (1811)
		District Population	38,476	40,646	43,062	45,773	48,326
	3	Congress (year)	13 (1813)	14 (1815)	15 (1817)	16 (1819)	17 (1821)
		District Population	39,984	41,965	44,421	47,282	51,935
	4	Congress (year)	18 (1823)	19 (1825)	20 (1827)	21 (1829)	22 (1831)
		District Population	48,148	50,916	53,924	57,201	60,365
	5	Congress (year)	23 (1833)	24 (1835)	25 (1837)	26 (1839)	27 (1841)
		District Population	56,269	59,243	62,801	66,741	70,747
	6	Congress (year)	28 (1843)	29 (1845)	30 (1847)	31 (1849)	32 (1851)
		District Population	80,960	85,938	89,795	95,394	100,664
	7	Congress (year)	33 (1853)	34 (1855)	35 (1857)	36 (1859)	37 (1861)
		District Population	105,379	111,527	118,343	125,061	131,709
	8	Congress (year)	38 (1863)	39 (1865)	40 (1867)	41 (1869)	42 (1871)
		District Population	136,725	141,624	147,154	153,490	160,719
	9	Congress (year)	43 (1873)	44 (1875)	45 (1877)	46 (1879)	47 (1881)
		District Population	140,516	147,768	155,442	163,968	171,941
	10	Congress (year)	48 (1883)	49 (1885)	50 (1887)	51 (1889)	52 (1891)
		District Population	161,465	168,281	175,487	183,071	190,121
	11	Congress (year)	53 (1893)	54 (1895)	55 (1897)	56 (1899)	57 (1901)
		District Population	183,799	190,570	197,791	205,173	212,685
	12	Congress (year)	58 (1903)	59 (1905)	60 (1907)	61 (1909)	62 (1911)
		District Population	203,811	211,281	219,736	228,457	237,055
	13	Congress (year)	63 (1913)	64 (1915)	65 (1917)	66 (1919)	67 (1921)
		District Population	219,527	225,697	232,091	238,717	245,651
	14	Congress (year)	68 (1923)	69 (1925)	70 (1927)	71 (1929)	72 (1931)
		District Population	252,939	260,548	268,497	276,806	283,011
	15	Congress (year)	73 (1933)	74 (1935)	75 (1937)	76 (1939)	77 (1941)
		District Population	286,889	290,854	294,908	299,055	305,092
	16	Congress (year)	78 (1943)	79 (1945)	80 (1947)	81 (1949)	82 (1951)
		District Population	313,206	321,680	330,536	339,796	350,273
	17	Congress (year)	83 (1953)	84 (1955)	85 (1957)	86 (1959)	87 (1961)
		District Population	362,081	374,500	387,572	401,546	413,679
	18	Congress (year)	88 (1963)	89 (1965)	90 (1967)	91 (1969)	92 (1971)
		District Population	426,044	436,870	448,073	459,670	470,491
	19	Congress (year)	93 (1973)	94 (1975)	95 (1977)	96 (1979)	97 (1981)
		District Population	480,544	491,033	501,981	513,413	523,993
	20	Congress (year)	98 (1983)	99 (1985)	100 (1987)	101 (1989)	102 (1991)
		District Population	533,613	543,608	553,995	564,793	577,323
21	Congress (year)	103 (1993)	104 (1995)	105 (1997)	106 (1999)		
	District Population	591,619	606,402	621,693	637,514		

Appendices

Appendix 1 — Historical District Population Sizes (1789 – 2000)

The tables on the following pages provide the estimated historical district population sizes by year (1789 to 2000) for each state and the total U. S.

The sources of data and methods used to calculate these estimates are provided in the body of this report.

Note: *these data do not include the District of Columbia or territories.*

The Population Size of U.S. House Districts
1789 to 2000

Year	1789	1790	1791	1792	1793	1794	1795	1796	1797	1798	1799	1800	1801	1802
Census	1		2		3		4		5		6		7	
Congress	1		2		3		4		5		6		7	
Start & End Dates	1789	1791	1791	1793	1793	1795	1795	1797	1797	1799	1799	1801	1801	1803
Congressional Year	1	2	1	2	1	2	1	2	1	2	1	2	1	2
Apportionment	CONSTITUTION				1									
U.S.Total	53,294	55,107	56,018	57,013	38,445	39,468	40,538	41,910	43,146	44,448	45,819	47,265	48,413	49,606
State:	Admission													
Alabama	Dec. 14, 1819													
Alaska	Jan. 3, 1959													
Arizona	Feb. 14, 1912													
Arkansas	June 15, 1836													
California	Sept. 9, 1850													
Colorado	Aug. 1, 1876													
Connecticut	46,923	47,589	47,844	48,100	34,541	34,726	34,912	35,099	35,287	35,476	35,666	35,857	36,010	36,164
Delaware	57,556	59,096	59,594	60,096	60,603	61,114	61,630	62,149	62,674	63,202	63,735	64,273	65,067	65,871
Florida	Mar. 3, 1845													
Georgia	26,472	27,516	29,447	31,514	50,590	54,141	57,942	62,010	66,363	71,021	76,007	81,343	84,996	88,813
Hawaii	Aug. 21, 1959													
Idaho	July 3, 1890													
Illinois	Dec. 3, 1818													
Indiana	Dec. 11, 1816													
Iowa	Dec. 28, 1846													
Kansas	Jan. 29, 1861													
Kentucky	June 1, 1792													
Louisiana	Apr. 30, 1812													
Maine	Mar. 15, 1820													
Maryland	51,898	53,288	53,640	53,996	40,765	41,035	41,307	41,580	41,856	42,133	42,412	42,693	43,157	43,626
Massachusetts	46,523	47,348	47,872	48,401	27,964	28,273	28,586	28,902	29,222	29,545	29,872	30,203	30,537	30,875
Michigan	Jan. 26, 1837													
Minnesota	May 11, 1858													
Mississippi	Dec. 10, 1817													
Missouri	Aug. 10, 1821													
Montana	Nov. 8, 1889													
Nebraska	Mar. 1, 1867													
Nevada	Oct. 31, 1864													
New Hampshire	45,078	47,295	48,536	49,810	38,338	39,345	40,378	41,438	42,526	43,642	44,788	45,964	46,677	47,401
New Jersey	44,778	46,034	46,669	47,312	38,371	38,900	39,436	39,979	40,530	41,089	41,655	42,229	42,872	43,524
New Mexico	Jan. 6, 1912													
New York	54,032	56,686	59,887	63,268	40,104	42,368	44,760	47,287	49,957	52,777	55,757	58,905	61,847	64,936
North Carolina	75,838	78,750	80,293	81,867	41,736	42,554	43,388	44,238	45,105	45,989	46,891	47,810	48,533	49,266
North Dakota	Nov. 2, 1889													
Ohio	Mar. 1, 1803													
Oklahoma	Nov. 16, 1907													
Oregon	Feb. 14, 1859													
Pennsylvania	52,781	54,296	56,101	57,965	36,856	38,081	39,347	40,655	42,006	43,402	44,845	46,335	47,729	49,164
Rhode Island	May 29, 1790													
South Carolina	48,222	49,814	51,473	53,186	45,797	47,322	48,898	50,526	52,208	53,946	55,742	57,598	58,664	59,749
South Dakota	Nov. 2, 1889													
Tennessee	June 1, 1796													
Texas	Dec. 29, 1845													
Utah	Jan. 4, 1896													
Vermont	Mar. 4, 1791													
Virginia	67,456	69,173	70,252	71,348	38,137	38,732	39,337	39,950	40,574	41,207	41,850	42,503	42,858	43,216
Washington	Nov. 11, 1889													
West Virginia	June 20, 1863													
Wisconsin	May 29, 1848													
Wyoming	July 10, 1890													

The Population Size of U.S. House Districts
1789 to 2000

Year	1803	1804	1805	1806	1807	1808	1809	1810	1811	1812	1813	1814	1815	1816	1817	1818	1819	1820	1821	1822							
Census																		3				4					
Congress	8			9		10		11		12		13		14		15		16		17							
Start & End Dates	1803 Mar-04	1805 Mar-03	1805 Mar-04	1807 Mar-03	1807 Mar-04	1809 Mar-03	1809 Mar-04	1811 Mar-03	1811 Mar-04	1813 Mar-03	1813 Mar-04	1815 Mar-03	1815 Mar-04	1817 Mar-03	1817 Mar-04	1819 Mar-03	1819 Mar-04	1821 Mar-03	1821 Mar-04	1823 Mar-03							
Congressional Year	1	2	1	2	1	2	1	2	1	2	1	2	1	2	1	2	1	2	1	2							
Apportionment	2										3																
U.S.Total	38,476	39,533	40,646	41,820	43,062	44,377	45,773	47,259	48,326	49,702	39,984	40,954	41,965	43,177	44,421	45,651	47,282	48,875	51,935	53,360							
State:																											
Alabama																		98,136	127,901	139,719	152,629						
Alaska																											
Arizona																											
Arkansas																											
California																											
Colorado																											
Connecticut	36,319	36,474	36,630	36,787	36,944	37,102	37,260	37,420	37,606	37,792	37,980	38,169	38,358	38,549	38,740	38,933	39,126	39,321	39,630	39,941							
Delaware	66,685	67,510	68,344	69,189	70,044	70,910	71,786	72,674	72,681	72,688	36,348	36,351	36,355	36,359	36,363	36,366	36,370	36,374	36,569	36,765							
Florida																											
Georgia	46,401	48,485	50,662	52,938	55,315	57,799	60,395	63,108	65,034	67,020	46,044	47,449	48,898	50,390	51,929	53,514	55,147	56,831	59,244	61,760							
Hawaii																											
Idaho																											
Illinois																		40,876	47,506	55,211	61,310	68,084					
Indiana															72,022	86,190	103,145	123,436	147,718	160,702	174,828						
Iowa																											
Kansas																											
Kentucky	44,216	46,995	49,950	53,090	56,427	59,974	63,744	67,751	70,010	72,345	44,854	46,350	47,895	49,492	51,143	52,848	54,610	56,431	57,560	58,711							
Louisiana											87,973	94,305	101,094	108,370	116,171	124,533	133,497	143,106	153,407	158,727	164,233						
Maine																											
Maryland	39,200	39,627	40,057	40,493	40,933	41,378	41,828	42,282	42,571	42,862	43,155	43,449	43,746	44,045	44,346	44,649	44,954	45,261	45,683	46,110							
Massachusetts	25,708	25,992	26,280	26,571	26,865	27,162	27,463	27,767	28,054	28,345	24,343	24,595	24,850	25,107	25,367	25,630	25,896	26,164	40,877	41,511							
Michigan																											
Minnesota																											
Mississippi																57,948	63,276	69,094	75,448	80,063	84,961						
Missouri																			71,746	77,306							
Montana																											
Nebraska																											
Nevada																											
New Hampshire	38,509	39,107	39,714	40,330	40,955	41,591	42,236	42,892	43,451	44,019	37,161	37,646	38,138	38,636	39,140	39,651	40,169	40,693	41,094	41,499							
New Jersey	36,822	37,382	37,951	38,528	39,114	39,709	40,313	40,927	41,431	41,942	42,459	42,983	43,513	44,049	44,592	45,142	45,699	46,262	46,937	47,621							
New Mexico																											
New York	40,106	42,109	44,212	46,421	48,739	51,174	53,730	56,414	58,474	60,610	39,555	41,000	42,497	44,049	45,657	47,325	49,053	50,844	52,575	54,365							
North Carolina	41,676	42,306	42,945	43,595	44,254	44,923	45,602	46,291	46,943	47,603	44,560	45,187	45,823	46,468	47,122	47,786	48,458	49,140	49,854	50,579							
North Dakota																											
Ohio	73,901	86,955	102,315	120,388	141,653	166,675	196,117	230,760	253,101	277,605	50,747	55,660	61,049	66,959	73,442	80,552	88,351	96,905	101,651	106,630							
Oklahoma																											
Oregon																											
Pennsylvania	36,575	37,675	38,808	39,975	41,177	42,415	43,691	45,005	46,185	47,396	38,065	39,064	40,088	41,140	42,218	43,326	44,462	45,628	46,786	47,973							
Rhode Island	35,688	36,072	36,461	36,853	37,249	37,650	38,055	38,465	38,761	39,059	39,360	39,662	39,968	40,275	40,585	40,897	41,212	41,529	42,187	42,856							
South Carolina	45,640	46,485	47,345	48,220	49,113	50,021	50,946	51,889	52,892	53,915	48,851	49,796	50,759	51,740	52,741	53,760	54,800	55,860	56,675	57,503							
South Dakota																											
Tennessee	46,217	50,608	55,416	60,681	66,446	72,759	79,672	87,242	91,528	96,026	50,372	52,847	55,443	58,167	61,025	64,024	67,170	70,470	73,920	77,539							
Texas																											
Utah																											
Vermont	42,814	44,313	45,864	47,470	49,131	50,851	52,631	54,473	54,909	55,349	37,195	37,492	37,792	38,095	38,400	38,707	39,017	39,330	40,017	40,717							
Virginia	37,635	37,950	38,267	38,587	38,910	39,235	39,563	39,894	40,161	40,430	38,931	39,192	39,455	39,719	39,985	40,253	40,522	40,793	41,232	41,675							
Washington																											
West Virginia																											
Wisconsin																											
Wyoming																											

The Population Size of U.S. House Districts
1789 to 2000

Year	1823	1824	1825	1826	1827	1828	1829	1830	1831	1832	1833	1834	1835	1836	1837	1838	1839	1840	1841	1842										
Census																		5												
Congress	18			19			20			21			22			23			24			25			26			27		
Start & End Dates	1823	1825	1825	1827	1827	1829	1829	1831	1831	1833	1833	1835	1835	1837	1837	1839	1839	1841	1841	1843										
	Mar-04	Mar-03	Mar-04	Mar-03	Mar-04	Mar-03	Mar-04	Mar-03	Mar-04	Mar-03	Mar-04	Mar-03	Mar-04	Mar-03	Mar-04	Mar-03	Mar-04	Mar-03	Mar-04	Mar-03	Mar-04	Mar-03	Mar-04	Mar-03	Mar-04	Mar-03				
Congressional Year	1	2	1	2	1	2	1	2	1	2	1	2	1	2	1	2	1	2	1	2	1	2	1	2	1	2				
Apportionment	4										5																			
U.S.Total	48,148	49,504	50,916	52,388	53,924	55,527	57,201	58,951	60,365	61,847	56,269	57,719	59,243	60,849	62,801	64,708	66,741	68,911	70,747	72,644										
State:																														
Alabama	55,577	60,713	66,323	72,451	79,146	86,459	94,448	103,175	110,064	117,413	75,152	80,170	85,523	91,233	97,325	103,823	110,755	118,151	121,349	124,634										
Alaska																														
Arizona																														
Arkansas																														
California											61,190	68,761	77,269	86,830	97,574	105,341	113,728													
Colorado																														
Connecticut	46,965	47,334	47,706	48,082	48,460	48,841	49,225	49,612	49,813	50,015	50,218	50,422	50,627	50,832	51,039	51,246	51,454	51,663	52,596	53,547										
Delaware	73,926	74,322	74,721	75,122	75,525	75,930	76,338	76,748	76,880	77,013	77,146	77,280	77,413	77,547	77,681	77,815	77,950	78,085	79,335	80,606										
Florida																														
Georgia	55,185	57,528	59,971	62,517	65,172	67,939	70,824	73,831	76,011	78,256	80,663	83,146	85,713	88,379	91,147	94,024	97,013	100,116	103,335	106,670										
Hawaii																														
Idaho																														
Illinois	75,606	83,958	93,234	103,535	114,973	127,675	141,781	157,445	175,870	196,452	218,147	236,008	255,092	275,369	296,800	319,350	343,000	367,730	393,530	420,390										
Indiana	63,398	68,971	75,034	81,630	88,805	96,612	105,104	114,343	122,547	131,338	140,326	149,514	158,902	168,490	178,278	188,266	198,454	208,842	219,430	230,218										
Iowa																														
Kansas																														
Kentucky	49,905	50,903	51,921	52,960	54,019	55,100	56,202	57,326	58,473	59,643	60,836	62,052	63,290	64,550	65,832	67,136	68,462	69,810	71,180	72,572										
Louisiana	56,643	58,608	60,640	62,744	64,920	67,172	69,502	71,913	75,530	79,328	83,318	87,509	91,911	96,533	101,389	106,488	111,844	117,470	122,077	126,865										
Maine	46,519	47,897	49,316	50,776	52,280	53,829	55,423	57,065	58,381	59,728	61,106	62,514	63,949	65,414	66,909	68,434	69,989	71,574	73,189	74,834										
Maryland	46,541	46,976	47,414	47,857	48,304	48,756	49,211	49,671	49,920	50,171	50,422	50,673	50,924	51,175	51,426	51,677	51,928	52,179	52,430	52,681										
Massachusetts	42,156	42,810	43,474	44,149	44,834	45,530	46,236	46,954	47,852	48,767	49,699	50,648	51,604	52,566	53,534	54,508	55,488	56,474	57,466	58,464										
Michigan																														
Minnesota																														
Mississippi	90,158	95,674	101,527	107,738	114,329	121,323	128,745	136,621	151,162	167,251	184,000	201,500	219,750	238,750	258,500	278,750	299,500	320,750	342,500	364,750										
Missouri	83,296	89,752	96,707	104,201	112,277	120,977	130,353	140,455	155,304	171,723	189,338	208,157	228,181	248,410	268,844	289,483	310,327	331,375	352,627	374,084										
Montana																														
Nebraska																														
Nevada																														
New Hampshire	41,908	42,322	42,739	43,160	43,586	44,015	44,449	44,888	45,135	45,385	45,635	45,885	46,135	46,385	46,635	46,885	47,135	47,385	47,635	47,885										
New Jersey	48,316	49,021	49,736	50,461	51,197	51,944	52,701	53,470	54,266	55,115	55,956	56,811	57,678	58,559	59,453	60,360	61,282	62,217	63,167	64,084										
New Mexico																														
New York	44,642	46,161	47,733	49,357	51,038	52,775	54,571	56,429	57,776	59,155	60,568	62,016	63,500	65,019	66,574	68,165	69,792	71,455	73,154	74,889										
North Carolina	51,314	52,060	52,816	53,584	54,363	55,153	55,955	56,768	56,885	57,003	57,121	57,240	57,358	57,477	57,596	57,715	57,835	57,955	58,078	58,198										
North Dakota																														
Ohio	47,936	50,284	52,747	55,330	58,040	60,883	63,865	66,993	70,304	73,779	77,311	80,903	84,556	88,270	92,045	95,880	99,775	103,730	107,745	111,820										
Oklahoma																														
Oregon																														
Pennsylvania	43,514	44,618	45,750	46,910	48,100	49,320	50,572	51,855	53,145	54,468	55,837	57,247	58,693	60,179	61,700	63,258	64,854	66,487	68,157	69,864										
Rhode Island	43,535	44,224	44,925	45,637	46,360	47,095	47,841	48,599	49,151	49,710	50,275	50,847	51,425	52,009	52,600	53,198	53,803	54,415	55,036	55,664										
South Carolina	58,343	59,195	60,060	60,937	61,827	62,730	63,646	64,576	64,721	64,867	65,013	65,159	65,306	65,453	65,600	65,747	65,895	66,044	66,194	66,344										
South Dakota																														
Tennessee	54,223	56,877	59,662	62,582	65,646	68,860	72,231	75,767	77,263	78,789	80,346	81,934	83,553	85,203	86,884	88,596	90,339	92,114	93,920	95,757										
Texas																														
Utah																														
Vermont	49,715	50,585	51,469	52,369	53,285	54,217	55,165	56,130	56,352	56,575	56,798	57,023	57,248	57,475	57,702	57,930	58,159	58,389	58,618	58,848										
Virginia	44,037	44,510	44,988	45,471	45,960	46,453	46,952	47,457	47,370	47,284	47,198	47,112	47,026	46,940	46,854	46,768	46,682	46,596	46,510	46,424										
Washington																														
West Virginia																														
Wisconsin																														
Wyoming																														

The Population Size of U.S. House Districts
1789 to 2000

Year	1843	1844	1845	1846	1847	1848	1849	1850	1851	1852	1853	1854	1855	1856	1857	1858	1859	1860	1861	1862																				
Census																		7																		8				
Congress	28				29				30				31				32				33				34				35				36				37			
Start & End Dates	1843	1845	1845	1847	1847	1849	1849	1851	1851	1853	1853	1855	1855	1857	1857	1859	1859	1861	1861	1863																				
Congressional Year	1	2	1	2	1	2	1	2	1	2	1	2	1	2	1	2	1	2	1	2																				
Apportionment	6											7																												
U.S.Total	80,960	83,157	85,938	87,265	89,795	92,463	95,394	98,044	100,664	103,409	105,379	108,376	111,527	114,845	118,343	121,377	125,061	129,384	131,709	134,207																				
State:																																								
Alabama	91,434	93,909	96,451	99,062	101,743	104,497	107,326	110,231	112,715	115,254	117,851	120,506	123,222	125,998	128,837	131,739	134,707	137,743	138,204	138,667																				
Alaska																																								
Arizona																																								
Arkansas	122,782	132,557	143,110	154,503	166,803	180,082	194,419	209,897	225,787	242,880	130,633	140,523	151,161	162,605	174,915	188,157	202,402	217,725	220,060	222,420																				
California												46,298	53,319	61,404	70,716	81,440	93,790	108,012	124,392	143,255	164,979	189,997	197,518	205,337																
Colorado																																								
Connecticut	81,773	83,251	84,756	86,288	87,847	89,435	91,052	92,698	94,721	96,788	98,900	101,059	103,265	105,518	107,821	110,175	112,579	115,036	116,837	118,665																				
Delaware	81,897	83,208	84,541	85,895	87,271	88,669	90,089	91,532	93,415	95,338	97,301	99,303	101,347	103,433	105,562	107,735	109,952	112,216	113,434	114,666																				
Florida			69,019	72,364	75,871	79,548	83,403	87,445	91,686	96,133	100,796	105,686	110,812	116,187	121,823	127,732	133,927	140,424	144,562	148,822																				
Georgia	93,730	96,301	98,941	101,655	104,442	107,307	110,249	113,273	115,033	116,821	118,636	120,480	122,353	124,254	126,185	128,146	130,138	132,160	133,666	135,189																				
Hawaii																																								
Idaho																																								
Illinois	80,983	85,828	90,964	96,408	102,176	108,290	114,770	121,638	130,437	139,873	116,660	125,099	134,149	143,853	154,259	165,418	177,384	190,216	197,870	205,832																				
Indiana	76,533	79,381	82,335	85,400	88,578	91,875	95,294	98,841	101,974	105,207	98,674	101,802	105,029	108,359	111,794	115,337	118,994	122,766	125,481	128,256																				
Iowa												52,969	61,532	71,479	83,034	96,457	109,325	123,911	140,442	159,179	180,416	204,486	231,767	262,688	297,734	337,456	378,242													
Kansas																				121,158	136,927																			
Kentucky	83,576	85,529	87,527	89,572	91,664	93,806	95,997	98,240	99,849	101,484	103,146	104,835	106,552	108,297	110,071	111,874	113,706	115,568	117,123	118,700																				
Louisiana	98,881	102,759	106,789	110,978	115,330	119,854	124,555	129,440	133,555	137,800	142,180	146,700	151,363	156,175	161,139	166,262	171,547	177,000	177,467	177,936																				
Maine	74,990	76,126	77,278	78,449	79,637	80,843	82,067	83,309	83,932	84,560	99,391	100,135	100,883	101,638	102,398	103,164	103,935	104,713	104,690	104,667																				
Maryland	83,567	85,387	87,247	89,147	91,089	93,073	95,100	97,172	98,780	100,415	102,077	103,767	105,484	107,230	109,005	110,809	112,643	114,508	115,983	117,478																				
Massachusetts	80,686	83,132	85,653	88,250	90,926	93,683	96,524	99,451	101,596	103,787	96,387	98,466	100,589	102,759	104,975	107,239	109,552	111,915	113,819	115,756																				
Michigan	85,417	90,951	96,843	103,118	109,798	116,912	124,486	132,551	141,217	150,450	120,214	128,074	136,447	145,368	154,872	164,998	175,785	187,278	196,051	205,235																				
Minnesota																		44,073	61,569	86,011	94,474	103,769																		
Mississippi	108,428	113,749	119,332	125,188	131,331	137,776	144,538	151,631	155,718	159,914	131,379	134,920	138,556	142,290	146,125	150,063	154,107	158,261	158,978	159,699																				
Missouri	91,194	96,594	102,313	108,371	114,788	121,584	128,783	136,408	144,119	152,266	114,909	121,405	128,268	135,518	143,179	151,273	159,824	168,858	175,326	182,041																				
Montana																																								
Nebraska																																								
Nevada																																								
New Hampshire	73,552	74,372	75,202	76,042	76,890	77,748	78,616	79,494	79,694	79,894	106,794	107,063	107,333	107,603	107,874	108,145	108,418	108,691	108,429	108,167																				
New Jersey	80,987	83,212	85,499	87,849	90,263	92,743	95,292	97,911	101,062	104,315	107,673	111,139	114,716	118,409	122,220	126,154	130,215	134,407	138,484	142,685																				
New Mexico																																								
New York	76,843	78,734	80,672	82,657	84,692	86,776	88,911	91,099	93,177	95,301	100,428	102,718	105,060	107,456	109,906	112,413	114,976	117,598	119,037	120,494																				
North Carolina	87,376	88,632	89,907	91,200	92,511	93,841	95,191	96,559	97,852	99,162	113,050	114,563	116,097	117,651	119,225	120,821	122,438	124,077	125,028	125,986																				
North Dakota																																								
Ohio	78,340	80,443	82,602	84,820	87,097	89,435	91,836	94,301	95,886	97,497	99,136	100,802	102,497	104,219	105,971	107,752	109,563	111,405	112,867	114,348																				
Oklahoma																																								
Oregon																		45,303	52,465	55,430	58,563																			
Pennsylvania	78,443	80,778	83,183	85,659	88,209	90,835	93,539	96,324	98,554	100,835	99,042	101,335	103,680	106,080	108,535	111,048	113,618	116,248	118,504	120,803																				
Rhode Island	59,617	61,459	63,358	65,316	67,335	69,415	71,561	73,772	75,025	76,300	77,597	78,915	80,256	81,619	83,006	84,417	85,851	87,310	89,242	91,217																				
South Carolina	87,960	89,000	90,052	91,116	92,193	93,282	94,385	95,501	95,992	96,486	113,146	113,728	114,313	114,901	115,492	116,087	116,684	117,284	117,316	117,347																				
South Dakota																																								
Tennessee	79,804	81,334	82,895	84,485	86,105	87,757	89,440	91,156	92,085	93,024	103,370	104,425	105,490	106,565	107,652	108,750	109,859	110,980	112,384	113,806																				
Texas			65,206	71,900	79,282	87,422	96,398	106,296	117,999	130,992	145,415	161,426	179,200	198,931	220,835	245,150	272,142	302,107	311,421	321,022																				
Utah																																								
Vermont	74,607	75,155	75,707	76,263	76,824	77,388	77,957	78,530	78,554	78,578	104,804	104,836	104,869	104,902	104,934	104,967	105,000	105,032	105,536	106,043																				
Virginia	70,173	70,792	71,416	72,046	72,682	73,323	73,970	74,623	75,266	75,914	88,348	89,110	89,877	90,652	91,433	92,221	93,016	93,817	93,860	93,902																				
Washington																																								
West Virginia																																								
Wisconsin						96,599	80,967	101,797	111,745	122,665	134,653	147,812	162,257	178,114	195,520	214,627	235,602	258,627	266,689	275,003																				
Wyoming																																								

The Population Size of U.S. House Districts
1789 to 2000

Year	1863	1864	1865	1866	1867	1868	1869	1870	1871	1872	1873	1874	1875	1876	1877	1878	1879	1880	1881	1882										
Census	9																		10											
Congress	38			39			40			41			42			43			44			45			46			47		
Start & End Dates	1863	1865	1865	1867	1867	1869	1869	1871	1871	1873	1873	1875	1875	1877	1877	1879	1879	1881	1881	1883										
	Mar-04	Mar-03	Mar-04	Mar-03	Mar-04	Mar-03	Mar-04	Mar-03	Mar-04	Mar-03	Mar-04	Mar-03	Mar-04	Mar-03	Mar-04	Mar-03	Mar-04	Mar-03	Mar-04	Mar-03										
Congressional Year	1	2	1	2	1	2	1	2	1	2	1	2	1	2	1	2	1	2	1	2										
Apportionment	8											9																		
U.S.Total	136,725	138,870	141,624	144,476	147,154	150,259	153,490	156,854	160,719	164,716	140,516	144,078	147,768	151,427	155,442	159,619	163,968	168,502	171,941	175,472										
State:																														
Alabama	162,320	162,864	163,409	163,957	164,506	165,057	165,610	166,165	170,135	174,200	133,771	136,967	140,240	143,590	147,021	150,534	154,130	157,813	160,699	163,639										
Alaska																														
Arizona																														
Arkansas	149,870	151,477	153,102	154,744	156,403	158,081	159,776	161,490	169,850	178,642	140,917	148,212	155,884	163,954	172,441	181,367	190,756	200,631	207,582	214,775										
California	142,310	147,943	153,800	159,888	166,217	172,797	179,637	186,749	195,032	203,683	159,538	166,614	174,004	181,722	189,783	198,201	206,992	216,173	223,623	231,329										
Colorado																														
Connecticut	120,523	122,409	124,325	126,270	128,247	130,254	132,292	134,363	136,356	138,378	140,430	142,513	144,627	146,772	148,949	151,158	153,399	155,675	158,518	161,413										
Delaware	115,911	117,170	118,442	119,728	121,029	122,343	123,672	125,015	127,022	129,062	131,135	133,241	135,381	137,558	139,765	142,009	144,290	146,608	148,662	150,744										
Florida	153,208	157,722	162,370	167,155	172,081	177,153	182,373	187,748	194,658	201,822	104,625	108,476	112,468	116,608	120,899	125,349	129,963	134,746	139,870	145,190										
Georgia	156,262	158,042	159,843	161,664	163,506	165,368	167,252	169,158	173,687	178,337	142,420	146,233	150,148	154,168	158,295	162,533	166,885	171,353	174,380	177,461										
Hawaii																														
Idaho																														
Illinois	137,644	143,183	148,944	154,937	161,172	167,657	174,403	181,420	184,939	188,527	141,609	144,356	147,156	150,010	152,920	155,886	158,910	161,993	165,558	169,201										
Indiana	131,092	133,992	136,955	139,984	143,080	146,244	149,479	152,785	155,297	157,850	135,761	137,993	140,261	142,567	144,911	147,294	149,715	152,177	153,748	155,336										
Iowa	133,482	141,319	149,616	158,399	167,699	177,544	187,968	199,003	205,226	211,645	145,509	150,059	154,752	159,592	164,583	169,730	175,038	180,512	183,479	186,495										
Kansas	154,748	174,888	197,650	223,374	252,446	285,302	322,434	364,399	402,948	445,576	164,237	181,612	200,825	222,070	245,562	271,540	300,266	332,032	344,211	356,838										
Kentucky	133,664	135,463	137,287	139,135	141,007	142,905	144,829	146,779	150,067	153,430	141,180	144,344	147,578	150,884	154,265	157,722	161,255	164,869	166,857	168,869										
Louisiana	142,724	143,101	143,479	143,857	144,237	144,618	145,000	145,383	149,167	153,051	130,863	134,270	137,765	141,352	145,032	148,808	152,682	156,657	159,407	162,205										
Maine	125,573	125,546	125,519	125,492	125,464	125,437	125,410	125,383	125,816	126,251	126,688	127,126	127,566	128,007	128,449	128,894	129,339	129,787	130,028	130,269										
Maryland	142,790	144,630	146,494	148,381	150,293	152,230	154,191	156,178	159,016	161,905	137,372	139,867	142,408	144,996	147,630	150,312	153,043	155,823	157,528	159,251										
Massachusetts	129,498	131,702	133,943	136,223	138,541	140,898	143,296	145,735	148,704	151,734	140,751	143,619	146,546	149,532	152,579	155,688	158,861	162,098	165,831	169,649										
Michigan	143,233	149,943	156,967	164,320	172,018	180,076	188,512	197,343	203,839	210,549	144,986	149,759	154,689	159,781	165,041	170,473	176,085	181,881	186,415	191,061										
Minnesota	113,980	125,194	137,513	151,043	165,905	182,228	200,158	219,853	232,845	246,606	174,120	184,410	195,309	206,851	219,076	232,023	245,735	260,257	274,086	288,650										
Mississippi	160,423	161,150	161,881	162,615	163,352	164,093	164,837	165,584	170,840	176,262	151,547	156,357	161,320	166,440	171,723	177,174	182,797	188,599	191,080	193,594										
Missouri	147,010	152,641	158,487	164,558	170,860	177,405	184,199	191,255	195,722	200,294	141,904	145,219	148,611	152,082	155,635	159,270	162,991	166,798	170,364	174,006										
Montana																														
Nebraska																														
Nevada		14,223	17,069	20,484	24,583	29,502	35,406	42,491	44,146	45,865	47,652	49,508	51,436	53,440	55,521	57,684	59,931	62,266	60,584	58,948										
New Hampshire	107,907	107,647	107,387	107,128	106,870	106,613	106,356	106,100	107,019	107,947	108,882	109,826	110,778	111,738	112,707	113,684	114,669	115,663	116,612	117,569										
New Jersey	147,013	151,472	156,067	160,801	165,679	170,705	175,883	181,219	185,283	189,439	138,349	141,452	144,624	147,868	151,185	154,576	158,043	161,588	165,593	169,698										
New Mexico																														
New York	129,838	131,427	133,035	134,664	136,312	137,980	139,669	141,379	143,490	145,632	138,848	140,921	143,025	145,161	147,328	149,528	151,760	154,026	156,611	159,239										
North Carolina	145,087	146,199	147,320	148,448	149,586	150,732	151,887	153,051	157,198	161,458	145,104	149,036	153,074	157,222	161,482	165,858	170,352	174,968	177,521	180,112										
North Dakota																														
Ohio	128,042	129,723	131,425	133,149	134,896	136,666	138,460	140,276	142,856	145,484	140,751	143,340	145,976	148,661	151,395	154,179	157,015	159,903	162,129	164,387										
Oklahoma																														
Oregon	61,874	65,371	69,067	72,971	77,096	81,454	86,058	90,923	97,062	103,617	110,614	118,083	126,057	134,569	143,656	153,357	163,712	174,768	185,531	196,958										
Pennsylvania	128,278	130,767	133,304	135,890	138,527	141,215	143,954	146,747	149,646	152,602	138,326	141,059	143,845	146,687	149,584	152,539	155,552	158,625	161,913	165,269										
Rhode Island	93,236	95,299	97,409	99,565	101,768	104,021	106,323	108,676	111,325	114,038	116,817	119,664	122,581	125,569	128,629	131,764	134,975	138,265	141,379	144,562										
South Carolina	176,069	176,116	176,164	176,211	176,259	176,306	176,353	176,401	182,580	188,975	156,475	161,956	167,628	173,500	179,577	185,867	192,377	199,115	202,027	204,982										
South Dakota																														
Tennessee	144,058	145,881	147,727	149,597	151,490	153,407	155,349	157,315	160,547	163,845	133,769	136,518	139,322	142,185	145,106	148,088	151,130	154,235	156,351	158,497										
Texas	165,459	170,560	175,819	181,239	186,827	192,586	198,524	204,644	218,716	233,756	166,553	178,006	190,246	203,328	217,309	232,252	248,222	265,291	274,456	283,938										
Utah																														
Vermont	106,552	107,063	107,577	108,093	108,612	109,133	109,657	110,183	110,241	110,299	110,356	110,414	110,472	110,530	110,588	110,646	110,704	110,762	110,766	110,771										
Virginia	152,660	152,730	152,799	152,868	152,937	153,006	153,076	153,145	156,406	159,737	145,013	148,101	151,255	154,476	157,766	161,126	164,558	168,062	169,592	171,135										
Washington																														
West Virginia	131,733	133,857	136,015	138,207	140,436	142,699	145,000	147,338	152,370	157,575	162,958	168,524	174,281	180,234	186,391	192,758	199,342	206,152	210,522	214,984										
Wisconsin	141,788	146,208	150,766	155,466	160,313	165,310	170,464	175,778	179,706	183,721	140,870	144,017	147,235	150,525	153,889	157,327	160,843	164,437	168,641	172,953										
Wyoming																														

The Population Size of U.S. House Districts
1789 to 2000

Year	1883	1884	1885	1886	1887	1888	1889	1890	1891	1892	1893	1894	1895	1896	1897	1898	1899	1900	1901	1902										
Census	11																		12											
Congress	48			49			50			51			52			53			54			55			56			57		
Start & End Dates	1883	1885	1885	1887	1887	1889	1889	1891	1891	1893	1893	1895	1895	1897	1897	1899	1899	1901	1901	1903										
	Mar-04	Mar-03	Mar-04	Mar-03	Mar-04	Mar-03	Mar-04	Mar-03	Mar-04	Mar-03	Mar-04	Mar-03	Mar-04	Mar-03	Mar-04	Mar-03	Mar-04	Mar-03	Mar-04	Mar-03	Mar-04	Mar-03	Mar-04	Mar-03	Mar-04	Mar-03				
Congressional Year	1	2	1	2	1	2	1	2	1	2	1	2	1	2	1	2	1	2	1	2	1	2	1	2	1	2				
Apportionment	10										11																			
U.S.Total	161,465	164,826	168,281	171,833	175,487	179,247	183,071	186,745	190,121	193,567	183,799	187,149	190,570	194,215	197,791	201,443	205,173	208,983	212,685	216,478										
State:																														
Alabama	166,632	169,680	172,784	175,944	179,162	182,439	185,776	189,175	192,789	196,472	177,978	181,378	184,844	188,375	191,974	195,641	199,379	203,188	206,389	209,640										
Alaska																														
Arizona																														
Arkansas	177,773	183,933	190,306	196,900	203,723	210,782	218,085	225,642	229,065	232,541	196,724	199,709	202,739	205,815	208,938	212,108	215,326	218,594	222,624	226,728										
California	159,534	165,031	170,718	176,602	182,687	188,983	195,496	202,233	206,360	210,571	184,173	187,931	191,767	195,680	199,674	203,749	207,907	212,150	222,373	233,088										
Colorado	243,689	262,787	283,382	305,590	329,540	355,366	383,216	413,249	424,429	435,913	223,853	229,910	236,130	242,519	249,080	255,819	262,741	269,850	280,648	291,879										
Connecticut	164,362	167,364	170,421	173,534	176,703	179,931	183,217	186,564	190,269	194,047	197,901	201,831	205,839	209,926	214,095	218,346	222,682	227,105	231,801	236,594										
Delaware	152,856	154,998	157,170	159,372	161,604	163,869	166,164	168,493	170,050	171,622	173,209	174,811	176,427	178,058	179,704	181,365	183,042	184,735	186,422	188,125										
Florida	150,711	156,443	162,392	168,568	174,978	181,633	188,540	195,711	201,678	207,827	214,163	220,693	227,421	234,355	241,501	248,864	256,451	264,271	273,778	283,627										
Georgia	162,537	165,408	168,330	171,304	174,331	177,411	180,545	183,735	187,213	190,757	176,698	180,043	183,451	186,924	190,462	194,067	197,741	201,484	204,799	208,167										
Hawaii																														
Idaho								88,548	94,048	99,890	106,095	112,685	119,685	127,119	135,016	143,403	152,310	161,772	173,492	186,062										
Illinois	164,278	167,893	171,588	175,364	179,223	183,167	187,198	191,317	195,792	200,371	186,415	190,775	195,237	199,803	204,476	209,258	214,152	219,161	222,619	226,131										
Indiana	156,941	158,562	160,200	161,854	163,526	165,215	166,922	168,646	170,987	173,360	175,767	178,207	180,680	183,188	185,731	188,309	190,923	193,574	194,947	196,331										
Iowa	155,095	157,644	160,236	162,869	165,546	168,268	171,033	173,845	176,552	179,301	182,094	184,929	187,809	190,734	193,704	196,721	199,784	202,895	202,831	202,766										
Kansas	158,540	164,356	170,385	176,635	183,115	189,832	196,796	204,015	204,613	205,212	180,086	180,614	181,143	181,673	182,206	182,739	183,275	183,811	186,397	189,019										
Kentucky	155,368	157,241	159,137	161,056	162,998	164,964	166,953	168,966	171,422	173,914	176,442	179,007	181,609	184,249	186,927	189,644	192,400	195,197	196,457	197,726										
Louisiana	165,052	167,949	170,897	173,896	176,949	180,055	183,215	186,431	190,410	194,474	198,625	202,864	207,194	211,617	216,133	220,747	225,458	230,270	234,485	238,777										
Maine	163,139	163,442	163,745	164,049	164,354	164,659	164,965	165,271	166,087	166,907	167,731	168,560	169,392	170,229	171,069	171,914	172,763	173,616	174,778	175,948										
Maryland	160,993	162,754	164,534	166,333	168,153	169,992	171,851	173,731	176,018	178,336	180,683	183,062	185,472	187,914	190,388	192,894	195,434	198,007	199,726	201,461										
Massachusetts	159,093	162,756	166,504	170,338	174,261	178,274	182,379	186,578	190,834	195,187	184,282	188,485	192,784	197,181	201,678	206,278	210,983	215,795	219,766	223,809										
Michigan	160,219	164,213	168,306	172,501	176,800	181,207	185,724	190,353	193,136	195,960	182,256	184,921	187,625	190,368	193,151	195,975	198,841	201,748	204,778	207,854										
Minnesota	182,392	192,083	202,290	213,038	224,358	236,280	248,834	262,056	269,772	277,714	204,207	210,220	216,409	222,781	229,340	236,092	243,043	250,199	254,486	258,846										
Mississippi	168,121	170,333	172,574	174,844	177,144	179,475	181,836	184,228	187,663	191,162	194,727	198,358	202,056	205,824	209,661	213,571	217,553	221,610	224,894	228,226										
Missouri	165,031	168,559	172,163	175,844	179,603	183,443	187,364	191,370	194,224	197,121	186,723	189,508	192,334	195,202	198,114	201,068	204,067	207,111	208,323	209,542										
Montana								125,567	142,924	150,734	158,972	167,660	176,823	186,487	196,679	207,427	218,764	230,719	243,329	254,155	265,463									
Nebraska	194,833	212,202	231,119	251,723	274,164	298,605	325,225	354,218	354,339	354,461	177,291	177,352	177,412	177,473	177,534	177,595	177,655	177,716	179,711	181,728										
Nevada	57,356	55,808	54,301	52,834	51,408	50,019	48,669	47,355	46,827	46,305	45,789	45,279	44,774	44,275	43,782	43,294	42,812	42,335	45,221	48,304										
New Hampshire	177,800	179,258	180,729	182,212	183,706	185,213	186,733	188,265	189,948	191,647	193,360	195,089	196,834	198,594	200,370	202,162	203,970	205,794	206,724	207,658										
New Jersey	173,904	178,215	182,633	187,160	191,799	196,553	201,426	206,419	211,965	217,661	195,571	200,826	206,222	211,763	217,454	223,297	229,297	235,458	242,576	249,909										
New Mexico																														
New York	157,149	159,786	162,467	165,193	167,965	170,784	173,650	176,563	179,974	183,450	186,994	190,606	194,287	198,040	201,866	205,765	209,739	213,791	218,681	223,683										
North Carolina	162,435	164,806	167,211	169,651	172,126	174,638	177,186	179,772	182,624	185,522	188,466	191,456	194,494	197,581	200,716	203,901	207,136	210,423	213,661	216,949										
North Dakota								162,034	190,983	201,045	211,638	222,788	234,526	246,883	259,891	273,584	287,998	303,172	319,146	338,619	359,281									
Ohio	158,739	160,949	163,190	165,462	167,766	170,102	172,471	174,872	177,056	179,267	181,505	183,772	186,067	188,390	190,743	193,125	195,536	197,978	200,705	203,470										
Oklahoma																														
Oregon	209,088	221,965	235,636	250,148	265,554	281,910	299,272	317,704	326,190	334,904	171,925	176,517	181,233	186,074	191,045	196,148	201,388	206,768	217,079	227,904										
Pennsylvania	162,669	166,041	169,482	172,995	176,581	180,240	183,976	187,789	191,221	194,716	185,057	188,439	191,883	195,390	198,961	202,597	206,300	210,070	214,224	218,459										
Rhode Island	147,818	151,146	154,550	158,030	161,589	165,227	168,948	172,753	176,514	180,358	184,285	188,298	192,398	196,587	200,868	205,242	209,711	214,278	219,394	224,633										
South Carolina	148,557	150,729	152,934	155,171	157,440	159,743	162,079	164,449	166,971	169,530	172,129	174,768	177,448	180,168	182,930	185,735	188,582	191,473	193,839	196,233										
South Dakota								153,569	174,300	176,783	179,301	181,855	184,446	187,074	189,739	192,442	195,184	197,964	200,785	208,443	216,393									
Tennessee	160,671	162,875	165,110	167,375	169,672	171,999	174,359	176,751	179,133	181,546	183,992	186,471	188,983	191,529	194,109	196,725	199,375	202,061	203,646	205,243										
Texas	160,226	165,761	171,488	177,412	183,542	189,883	196,443	203,229	209,633	216,239	188,737	194,684	200,818	207,146	213,674	220,407	227,352	234,516	240,341	246,311										
Utah								248,189	255,040	262,080	269,314	276,749	285,160	293,827	302,718	311,820	321,148	330,795	340,662	350,749	361,056									
Vermont	166,163	166,170	166,176	166,183	166,190	166,197	166,204	166,211	166,218	166,225	166,232	166,239	166,246	166,253	166,260	166,267	166,274	166,281	166,288	166,295										
Virginia	155,423	156,837	158,264	159,705	161,158	162,624	164,104	165,598	167,480	169,384	171,310	173,258	175,228	177,220	179,235	181,273	183,334	185,418	187,395	189,392										
Washington								305,652	357,232	370,763	384,807	399,691	415,366	431,841	449,116	467,191	486,066	505,741	526,216	547,491	569,566									
West Virginia	164,656	168,146	171,711	175,350	179,067	182,863	186,740	190,698	195,109	199,623	204,241	208,965	213,799	218,745	223,806	228,983	234,280	239,700	245,567	251,578										
Wisconsin	157,667	161,699	165,833	170,074	174,422	178,882	183,456	188,147	191,956	195,841	199,824	203,864	207,964	212,114	216,314	218,564	220,814	223,064	225,314	227,564										
																														

The Population Size of U.S. House Districts
1789 to 2000

Year	1903	1904	1905	1906	1907	1908	1909	1910	1911	1912	1913	1914	1915	1916	1917	1918	1919	1920	1921	1922																				
Census	13																		14																					
Congress	58				59				60				61				62				63				64				65				66				67			
Start & End Dates	1903	1905	1905	1907	1907	1909	1909	1911	1911	1913	1913	1915	1915	1917	1917	1919	1919	1921	1921	1921	1923																			
Congressional Year	1	2	1	2	1	2	1	2	1	2	1	2	1	2	1	2	1	2	1	2	1	2																		
Apportionment	12												13																											
U.S.Total	203,811	207,499	211,281	215,162	219,736	224,033	228,457	233,016	237,055	239,662	219,527	222,585	225,697	228,865	232,091	235,374	238,717	242,121	245,651	249,256																				
State:																																								
Alabama	212,943	216,298	219,705	223,167	226,682	230,253	233,881	237,565	239,802	242,060	219,906	221,977	224,067	226,177	228,306	230,456	232,626	234,817	237,640	240,497																				
Alaska																																								
Arizona																																								
Arkansas	197,921	201,570	205,286	209,071	212,926	216,851	220,849	224,921	227,340	229,785	232,256	234,753	237,278	239,830	242,409	245,016	247,651	250,314	251,738	253,171																				
California	213,780	224,082	234,879	246,197	258,061	270,496	283,531	297,193	308,259	319,736	241,194	250,174	259,489	269,151	279,173	289,567	300,349	311,532	327,663	344,629																				
Colorado	202,373	210,471	218,894	227,654	236,764	246,239	256,093	266,341	270,693	275,117	209,709	213,136	216,619	220,159	223,757	227,413	231,130	234,907	237,207	239,529																				
Connecticut	193,189	197,185	201,262	205,424	209,672	214,008	218,434	222,951	227,771	232,696	237,727	242,867	248,118	253,482	258,963	264,562	270,282	276,126	280,348	284,636																				
Delaware	189,844	191,578	193,328	195,094	196,874	198,675	200,490	202,322	204,300	206,298	208,316	210,353	212,410	214,488	216,586	218,704	220,843	223,003	223,729	224,459																				
Florida	195,887	202,934	210,235	217,798	225,634	233,751	242,161	250,873	257,279	263,849	202,940	208,122	213,437	218,887	224,477	230,209	236,088	242,117	252,404	263,127																				
Georgia	211,592	215,072	218,610	222,206	225,862	229,577	233,354	237,192	239,678	242,190	224,334	226,685	229,061	231,462	233,888	236,339	238,816	241,319	241,424	241,530																				
Hawaii																																								
Idaho	199,542	213,999	229,503	246,131	263,963	283,088	303,598	325,594	334,921	344,517	177,193	182,270	187,491	192,863	198,388	204,072	209,919	215,933	216,582	217,233																				
Illinois	202,135	205,324	208,563	211,854	215,196	218,591	222,040	225,543	228,721	231,943	217,788	220,856	223,967	227,123	230,323	233,567	236,858	240,195	244,134	248,137																				
Indiana	197,724	199,128	200,541	201,964	203,398	204,841	206,295	207,759	209,461	211,176	212,905	214,649	216,407	218,179	219,966	221,767	223,583	225,414	227,679	229,967																				
Iowa	202,702	202,637	202,573	202,509	202,444	202,380	202,316	202,251	203,825	205,410	207,008	208,618	210,241	211,877	213,525	215,186	216,860	218,547	219,148	219,750																				
Kansas	191,678	194,374	197,109	199,882	202,693	205,545	208,436	211,368	212,327	213,291	214,258	215,230	216,207	217,188	218,173	219,163	220,158	221,157	222,155	223,882																				
Kentucky	199,002	200,287	201,581	202,882	204,192	205,510	206,837	208,173	209,297	210,427	211,564	212,707	213,855	215,010	216,172	217,339	218,513	219,693	221,430	223,180																				
Louisiana	208,412	212,227	216,111	220,067	224,095	228,196	232,373	236,626	238,582	240,554	212,225	213,979	215,748	217,531	219,329	221,142	222,970	224,813	228,342	231,926																				
Maine	177,125	178,311	179,504	180,706	181,915	183,133	184,358	185,592	186,224	186,857	187,493	188,130	188,770	189,413	190,057	190,703	191,352	192,003	192,726	193,451																				
Maryland	203,211	204,975	206,755	208,551	210,362	212,189	214,032	215,891	219,076	222,308	225,588	228,916	232,294	235,721	239,199	242,728	246,309	249,943	252,058	254,192																				
Massachusetts	211,647	215,541	219,507	223,546	227,659	231,848	236,113	240,458	243,722	247,031	219,086	222,066	225,074	228,130	231,227	234,366	237,547	240,772	243,146	245,544																				
Michigan	210,975	214,144	217,360	220,625	223,938	227,302	230,715	234,181	240,506	247,002	234,160	240,484	246,980	253,651	260,502	267,538	274,764	282,185	290,129	298,297																				
Minnesota	204,774	208,283	211,851	215,481	219,173	222,929	226,749	230,634	233,880	237,173	216,460	219,507	222,597	225,731	228,908	232,131	235,398	238,712	240,424	242,148																				
Mississippi	202,658	205,661	208,709	211,802	214,940	218,126	221,358	224,639	227,457	224,476	224,395	224,314	224,232	224,151	224,070	223,989	223,908	223,827	226,427	229,057																				
Missouri	197,595	198,751	199,914	201,084	202,261	203,445	204,635	205,833	206,515	207,199	207,885	208,574	209,264	209,957	210,653	211,351	212,051	212,753	214,121	215,498																				
Montana	277,274	289,611	302,497	315,956	330,014	344,697	360,034	376,053	390,546	405,598	210,615	218,732	227,162	235,917	245,010	254,452	264,259	274,444	273,875	273,306																				
Nebraska	183,768	185,830	187,916	190,026	192,158	194,315	196,496	198,702	200,373	202,058	203,758	205,472	207,200	208,943	210,700	212,472	214,259	216,062	217,384	218,715																				
Nevada	51,598	55,116	58,874	62,888	67,176	71,756	76,648	81,875	81,416	80,961	80,508	80,057	79,609	79,164	78,721	78,280	77,842	77,407	78,674	79,962																				
New Hampshire	208,596	209,539	210,486	211,437	212,393	213,353	214,317	215,286	215,903	216,522	217,143	217,766	218,391	219,017	219,646	220,276	220,907	221,541	222,627	223,719																				
New Jersey	205,971	212,198	218,613	225,222	232,030	239,045	246,271	253,716	259,314	265,035	225,735	230,715	235,806	241,008	246,325	251,760	257,314	262,991	269,576	276,326																				
New Mexico																																								
New York	210,248	215,057	219,977	225,009	230,155	235,420	240,805	246,313	249,552	252,833	220,414	223,312	226,248	229,222	232,236	235,289	238,382	241,516	246,207	250,989																				
North Carolina	198,259	201,310	204,408	207,554	210,748	213,991	217,284	220,628	223,926	227,272	230,669	234,117	237,616	241,167	244,772	248,430	252,143	255,912	261,451	267,111																				
North Dakota	190,602	202,232	214,572	227,665	241,556	256,296	271,935	288,528	291,842	295,194	199,056	201,343	203,655	205,995	208,361	210,754	213,175	215,624	216,730	217,842																				
Ohio	206,273	209,115	211,995	214,916	217,876	220,878	223,921	227,005	231,339	235,755	229,334	233,712	238,173	242,720	247,353	252,075	256,886	261,790	265,568	269,401																				
Oklahoma																																								
Oregon	239,270	251,202	263,729	276,881	290,688	305,185	320,404	336,382	341,542	346,781	234,734	238,334	241,990	245,703	249,472	253,298	257,184	261,129	266,319	271,613																				
Pennsylvania	208,855	212,985	217,196	221,490	225,870	230,336	234,890	239,534	242,643	245,792	221,317	224,189	227,099	230,046	233,031	236,056	239,119	242,222	244,462	247,086																				
Rhode Island	229,996	235,488	241,111	246,868	252,763	258,798	264,977	271,305	274,246	277,220	186,817	188,842	190,890	192,959	195,052	197,166	199,304	201,465	204,077	206,723																				
South Carolina	198,657	201,111	203,595	206,111	208,657	211,234	213,844	216,485	218,777	221,094	223,435	225,801	228,192	230,608	233,050	235,518	238,011	240,532	241,306	242,084																				
South Dakota	224,647	233,216	242,111	251,346	260,933	270,885	281,217	291,944	294,475	297,029	199,737	201,469	203,216	204,978	206,756	208,549	210,358	212,182	213,988	215,809																				
Tennessee	206,852	208,475	210,109	211,757	213,418	215,092	216,778	218,478	219,963	221,458	222,963	224,478	226,004	227,539	229,086	230,643	232,210	233,788	236,436	239,113																				
Texas	205,099	210,194	215,415	220,766	226,250	231,871	237,630	243,533	247,947	252,441	228,459	232,600	236,815	241,107	245,477	249,926	254,456	259,068	264,894	270,851																				
Utah	302,757	311,959	321,441	331,211	341,277	351,650	362,338	373,351	380,336	387,453	197,351	201,044	204,806	208,638	212,542	216,519	220,570	224,698	227,462	230,260																				
Vermont	173,645	174,257	174,872	175,488	176,107	176,729	177,352	177,978	177,800	177,623	177,446	177,270	177,093	176,917	176,741	176,565	176,389	176,214	176,569	176,926																				
Virginia	191,411	193,452	195,514	197,599	199,705	201,834	203,986	206,161	208,512	210,890	213,295	215,728	218,189	220,677	223,194	225,740	228,314	230,918	232,021	233,129																				
Washington	218,911	236,915	256,399	277,486	300,308	325,006	351,735	380,663	387,276	394,003	240,508	244,686	248,937	253,262	257,661	262,137	266,691	271,324	275,200	279,132																				
West Virginia	206,189	211,237	216,407	221,705	227,132	232,692	238,388	244,223	248,689	253,236	214,889	218,818	222,819	226,894	231,042	235,267	239,569	243,950	248,050	252,220																				
Wisconsin	195,015	197,378	199,769	202,190	204,639	207,119	209,629	212,169	214,735	217,333	219,962	222,623	225,316	228,042	230,800	233,593	236,418	239,278	241,932	244,616																				
Wyoming	106,090	111,038	116,216	121,636	127,309	133,246																																		

The Population Size of U.S. House Districts
1789 to 2000

Year	1923	1924	1925	1926	1927	1928	1929	1930	1931	1932	1933	1934	1935	1936	1937	1938	1939	1940	1941	1942				
Census																		15						
Congress	68			69			70			71			72		73		74		75		76		77	
Start & End Dates	1923	1925	1925	1927	1927	1929	1929	1931	1931	1933	1933	1935	1935	1937	1937	1939	1939	1941	1941	1943				
Congressional Year	1	2	1	2	1	2	1	2	1	2	1	2	1	2	1	2	1	2	1	2				
Apportionment	14										15													
U.S.Total	252,939	256,702	260,548	264,478	268,497	272,605	276,806	281,103	283,011	284,939	286,889	288,860	290,854	292,870	294,908	296,970	299,055	301,163	305,092	309,105				
State:																								
Alabama	243,388	246,314	249,275	252,272	255,305	258,374	261,481	264,624	266,435	268,257	300,103	302,156	304,223	306,304	308,400	310,510	312,634	314,773	317,227	319,700				
Alaska																								
Arizona	361,816	371,534	381,512	391,759	402,281	413,085	424,180	435,573	441,557	447,624	453,775	460,010	466,331	472,738	479,234	485,818	492,494	499,261	519,968	541,534				
Arkansas	254,611	256,060	257,516	258,981	260,455	261,937	263,427	264,926	266,251	267,583	268,922	270,268	271,620	272,979	274,345	275,717	277,097	278,483	277,908	277,335				
California	362,473	381,241	400,981	421,743	443,580	466,548	490,705	516,113	526,335	536,760	301,065	307,028	313,109	319,310	325,635	332,084	338,661	345,369	360,434	376,157				
Colorado	241,875	244,243	246,634	249,049	251,488	253,950	256,436	258,947	261,056	263,182	265,325	267,485	269,664	271,860	274,073	276,305	278,555	280,824	285,502	290,258				
Connecticut	288,988	293,408	297,895	302,450	307,076	311,772	316,539	321,380	323,370	325,373	272,824	274,513	276,213	277,924	279,645	281,377	283,120	284,873	289,489	294,180				
Delaware	225,190	225,925	226,661	227,400	228,141	228,885	229,631	230,380	233,760	237,190	240,670	244,201	247,785	251,420	255,109	258,853	262,651	266,505	271,262	276,104				
Florida	274,306	285,961	298,110	310,776	323,979	337,744	352,093	367,052	376,587	386,369	317,125	325,362	333,814	342,485	351,382	360,510	369,874	379,482	394,134	409,351				
Georgia	241,635	241,741	241,846	241,952	242,058	242,163	242,269	242,375	244,111	245,860	297,146	299,275	301,419	303,578	305,753	307,944	310,150	312,372	315,441	318,540				
Hawaii																								
Idaho	217,887	218,542	219,199	219,859	220,520	221,183	221,848	222,516	226,218	229,981	233,808	237,698	241,653	245,673	249,761	253,916	258,141	262,436	265,462	268,523				
Illinois	252,205	256,341	260,544	264,816	269,158	273,571	278,057	282,616	283,588	284,564	285,543	286,525	287,511	288,500	289,492	290,488	291,487	292,490	295,377	298,292				
Indiana	232,277	234,611	236,968	239,349	241,754	244,183	246,637	249,115	250,534	251,962	274,513	276,077	277,650	279,232	280,822	282,422	284,031	285,649	289,613	293,631				
Iowa	220,354	220,960	221,568	222,177	222,788	223,400	224,014	224,630	225,235	225,841	276,771	277,517	278,264	279,013	279,764	280,517	281,272	282,029	282,936	283,846				
Kansas	225,258	226,641	228,034	229,434	230,844	232,262	233,689	235,124	234,105	233,090	265,234	264,084	262,939	261,800	260,665	259,535	258,409	257,289	258,741	260,202				
Kentucky	224,944	226,722	228,514	230,320	232,141	233,976	235,825	237,689	239,711	241,749	297,984	300,518	303,073	305,650	308,250	310,871	313,514	316,180	317,265	318,354				
Louisiana	235,566	239,263	243,019	246,833	250,707	254,642	258,639	262,699	265,806	268,951	272,133	275,352	278,610	281,906	285,241	288,615	292,030	295,485	299,256	303,075				
Maine	194,180	194,911	195,645	196,381	197,120	197,863	198,608	199,355	200,567	201,785	270,682	272,327	273,982	275,647	277,322	279,007	280,702	282,408	284,552	286,712				
Maryland	256,343	258,512	260,700	262,907	265,132	267,376	269,638	271,921	274,928	277,969	281,044	284,153	287,296	290,473	293,686	296,935	300,219	303,540	311,284	319,225				
Massachusetts	247,966	250,412	252,882	255,376	257,894	260,438	263,006	265,600	266,017	266,434	284,642	285,088	285,535	285,983	286,431	286,881	287,330	287,781	290,181	292,601				
Michigan	306,695	315,329	324,207	333,334	342,718	352,367	362,287	372,486	375,553	378,645	291,936	294,339	296,763	299,206	301,670	304,153	306,657	309,182	315,191	321,317				
Minnesota	243,885	245,634	247,395	249,170	250,957	252,756	254,569	256,395	258,232	260,077	292,269	294,773	297,299	299,846	302,415	305,006	307,619	310,255	312,906	314,371				
Mississippi	231,717	234,409	237,132	239,886	242,672	245,491	248,343	251,227	253,321	255,433	294,357	296,811	299,286	301,781	304,296	306,833	309,391	311,970	311,901	311,831				
Missouri	216,883	218,278	219,681	221,094	222,515	223,946	225,386	226,835	227,787	228,744	282,713	283,900	285,092	286,289	287,491	288,698	289,910	291,128	292,409	293,697				
Montana	272,739	272,173	271,609	271,045	270,483	269,921	269,361	268,803	269,876	270,953	272,034	273,120	274,211	275,305	276,404	277,508	278,615	279,728	281,267	282,815				
Nebraska	220,054	221,402	222,757	224,121	225,493	226,873	228,262	229,660	228,603	227,551	271,804	270,553	269,308	268,068	266,834	265,606	264,383	263,166	263,359	263,552				
Nevada	81,272	82,602	83,955	85,330	86,727	88,147	89,590	91,058	92,816	94,607	96,434	98,296	100,194	102,128	104,100	106,110	108,158	110,247	114,436	118,785				
New Hampshire	224,816	225,918	227,026	228,139	229,257	230,381	231,511	232,646	233,925	235,212	236,505	237,806	239,114	240,429	241,751	243,081	244,417	245,762	247,172	249,798				
New Jersey	283,245	290,337	297,606	305,058	312,696	320,525	328,551	336,777	337,755	338,735	291,187	292,032	292,879	293,729	294,582	295,437	296,294	297,154	301,657	306,228				
New Mexico	378,187	384,327	390,566	396,907	403,351	409,899	416,554	423,317	433,087	443,083	453,309	463,772	474,476	485,427	496,631	508,093	519,820	531,818	545,146	558,809				
New York	255,864	260,834	265,900	271,064	276,329	281,696	287,168	292,745	294,754	296,777	285,533	287,493	289,466	291,452	293,453	295,467	297,494	299,536	302,411	305,313				
North Carolina	272,893	278,800	284,835	291,001	297,300	303,735	310,310	317,027	320,829	324,676	298,699	302,281	305,906	309,574	313,286	317,043	320,845	324,693	328,896	333,154				
North Dakota	218,960	220,084	221,213	222,348	223,489	224,636	225,789	226,948	225,616	224,292	334,465	332,502	330,551	328,612	326,684	324,767	322,861	320,967	319,834	318,705				
Ohio	273,289	277,233	281,234	285,293	289,410	293,587	297,824	302,122	303,288	304,458	280,163	281,244	282,329	283,418	284,511	285,609	286,711	287,817	291,878	295,997				
Oklahoma	266,531	271,009	275,563	280,193	284,901	289,688	294,555	299,505	298,751	297,999	264,222	263,557	262,894	262,232	261,573	260,915	260,258	259,603	258,435	257,271				
Oregon	277,011	282,517	288,132	293,859	299,700	305,657	311,732	317,928	322,191	326,512	330,890	335,327	339,824	344,381	348,999	353,679	358,421	363,228	375,553	388,297				
Pennsylvania	249,554	252,047	254,565	257,108	259,677	262,271	264,891	267,537	268,275	269,014	285,624	286,411	287,201	288,992	289,886	290,882	291,881	292,894	294,616	294,616				
Rhode Island	209,404	212,119	214,869	217,655	220,477	223,336	226,232	229,165	230,013	230,863	347,575	348,861	350,151	351,445	352,745	354,049	355,358	356,673	360,418	364,203				
South Carolina	242,864	243,646	244,431	245,219	246,009	246,802	247,597	248,395	250,604	252,834	297,598	300,245	302,916	305,611	308,330	311,074	313,841	316,634	320,080	323,564				
South Dakota	217,646	219,498	221,367	223,251	225,151	227,067	229,000	230,949	229,230	227,523	338,744	336,222	333,719	331,235	328,768	326,321	323,891	321,480	321,966	322,452				
Tennessee	241,821	244,560	247,329	250,130	252,963	255,828	258,725	261,655	264,504	267,384	300,329	303,599	306,905	310,247	313,625	317,040	320,492	323,982	327,934	331,935				
Texas	276,943	283,171	289,539	296,051	302,709	309,517	316,477	323,595	326,733	329,901	285,514	288,283	291,078	293,901	296,751	299,628	302,534	305,467	311,142	316,922				
Utah	233,093	235,961	238,864	241,802	244,777	247,789	250,837	253,923	255,970	258,034	260,114	262,212	264,326	266,457	268,605	270,771	272,954	275,155	281,403	287,794				
Vermont	177,283	177,641	178,000	178,360	178,720	179,081	179,443	179,805	179,786	179,767	359,496	359,458	359,420	359,382	359,344	359,306	359,268	359,231	361,041	362,860				
Virginia	234,242	235,360	236,484	237,614	238,748	239,888	241,034	242,185	244,630	247,099	277,327	280,127	282,955	285,812	288,697	291,612	294,556	297,530	303,983	310,577				
Washington	283,120	287,165	291,268	295,430	299,651	303,932	308,274	312,679	315,974	319,304	268,891	271,724	274,588	277,482	280,406	283,361	286							

The Population Size of U.S. House Districts
1789 to 2000

Year	1943	1944	1945	1946	1947	1948	1949	1950	1951	1952	1953	1954	1955	1956	1957	1958	1959	1960	1961	1962																				
Census																		17																		18				
Congress	78				79				80				81				82				83				84				85				86				87			
Start & End Dates	1943	1945	1945	1947	1947	1949	1949	1951	1951	1953	1953	1955	1955	1957	1957	1959	1959	1961	1961	1961	1963																			
Congressional Year	1	2	1	2	1	2	1	2	1	2	1	2	1	2	1	2	1	2	1	2	1	2																		
Apportionment	16										17																													
U.S.Total	313,206	317,397	321,680	326,059	330,536	335,114	339,796	344,586	350,273	356,103	362,081	368,212	374,500	380,951	387,572	394,367	401,546	408,602	413,679	418,843																				
State:																																								
Alabama	322,193	324,705	327,236	329,788	332,359	334,950	337,561	340,193	342,405	344,631	346,872	349,127	351,397	353,682	355,982	358,296	360,626	362,971	364,897	366,834																				
Alaska																																								
Arizona	281,997	293,694	305,875	318,562	331,775	345,535	359,867	374,793	396,073	418,562	442,328	467,443	493,984	522,032	551,673	582,996	616,098	651,080	671,580	692,725																				
Arkansas	276,762	276,191	275,620	275,051	274,483	273,917	273,351	272,787	270,973	269,171	311,945	309,871	307,810	305,763	303,730	301,711	299,704	297,712	299,920	302,146																				
California	341,361	356,251	371,791	388,009	404,934	422,598	441,032	460,270	478,824	498,126	397,292	413,307	429,968	447,301	465,332	484,091	503,605	523,906	536,607	549,615																				
Colorado	295,093	300,009	305,006	310,087	315,253	320,505	325,844	331,272	340,692	350,380	360,343	370,589	381,127	391,965	403,111	414,574	426,362	438,486	448,731	459,214																				
Connecticut	298,946	303,790	308,712	313,714	318,797	323,963	329,212	334,546	342,450	350,540	358,822	367,299	375,977	384,859	393,952	403,259	412,786	422,539	430,170	437,940																				
Delaware	281,032	286,049	291,155	296,352	301,642	307,026	312,506	318,085	329,041	340,375	352,099	364,228	376,774	389,752	403,177	417,065	431,431	446,292	455,557	465,015																				
Florida	354,297	367,976	382,183	396,939	412,264	428,182	444,714	461,884	489,484	518,733	412,298	436,935	463,044	490,714	520,037	551,112	584,044	618,945	638,813	659,319																				
Georgia	321,670	324,831	328,022	331,245	334,500	337,787	341,106	344,457	349,145	353,896	358,712	363,594	368,542	373,558	378,641	383,794	389,017	394,311	400,329	406,438																				
Hawaii																																								
Idaho	271,620	274,752	277,920	281,125	284,367	287,646	290,963	294,318	298,028	301,785	305,589	309,441	313,342	317,292	321,291	325,341	329,446	333,595	335,818	338,056																				
Illinois	312,822	315,909	319,027	322,175	325,355	328,566	331,809	335,083	340,009	345,008	364,084	369,436	374,868	380,379	385,971	391,645	397,403	403,246	407,185	411,162																				
Indiana	324,769	329,275	333,844	338,476	343,173	347,934	352,762	357,656	362,782	370,014	376,352	382,798	389,355	396,024	402,808	409,707	416,725	423,863	428,475	433,137																				
Iowa	320,353	321,383	322,417	323,453	324,493	325,537	326,584	327,634	329,301	330,976	332,660	334,353	336,054	337,764	339,483	341,210	342,947	344,692	346,530	348,371																				
Kansas	305,282	307,005	308,738	310,480	312,233	313,995	315,767	317,549	321,835	326,178	330,580	335,041	339,562	344,145	348,789	353,496	358,266	363,101	364,259	365,420																				
Kentucky	319,447	320,543	321,643	322,747	323,854	324,966	326,081	327,200	328,223	329,249	330,276	331,303	332,330	333,357	334,384	335,411	336,438	337,465	338,492	339,519																				
Louisiana	306,943	310,861	314,829	318,847	322,916	327,038	331,212	335,439	341,999	348,688	355,507	362,460	369,549	376,776	384,145	391,658	399,318	407,127	411,731	416,387																				
Maine	288,888	291,080	293,290	295,516	297,759	300,019	302,296	304,591	306,392	308,204	310,026	311,859	313,703	315,558	317,424	319,301	321,189	323,088	323,894	324,702																				
Maryland	327,369	335,721	344,285	353,068	362,076	371,313	380,785	390,500	401,596	413,007	424,831	437,066	449,711	462,766	476,231	490,106	504,391	519,086	534,191	549,706																				
Massachusetts	316,115	318,751	321,409	324,090	326,792	329,517	332,265	335,036	338,173	341,338	344,534	347,759	351,015	354,301	357,617	360,965	364,344	367,755	371,445	375,173																				
Michigan	327,562	333,928	340,418	347,034	353,779	360,654	367,664	374,809	382,580	390,513	376,464	384,270	392,237	400,370	408,671	417,144	425,793	434,621	440,173	445,795																				
Minnesota	316,449	318,541	320,647	322,766	324,900	327,048	329,210	331,387	335,894	340,462	345,092	349,786	354,543	359,365	364,253	369,207	374,228	379,318	383,466	387,659																				
Mississippi	311,761	311,691	311,621	311,552	311,482	311,412	311,343	311,273	311,262	311,251	363,113	363,100	363,087	363,075	363,062	363,049	363,036	363,023	363,010	363,000																				
Missouri	294,990	296,289	297,594	298,904	300,220	301,542	302,870	304,204	306,902	309,625	309,166	372,441	375,745	379,078	382,441	385,834	389,257	392,710	395,847	399,010																				
Montana	284,372	285,937	287,511	289,094	290,685	292,285	293,894	295,512	299,453	303,448	307,496	311,597	315,754	319,966	324,234	328,559	332,942	337,383	338,352	339,325																				
Nebraska	329,682	329,923	330,165	330,407	330,649	330,892	331,134	331,377	333,462	335,561	337,673	339,798	341,936	344,088	346,254	348,433	350,625	352,832	354,640	356,457																				
Nevada	123,299	127,984	132,848	137,896	143,136	148,576	154,222	160,083	169,604	179,692	190,380	201,703	213,701	226,411	239,878	254,146	269,262	285,278	301,057	317,709																				
New Hampshire	251,842	253,902	255,979	258,072	260,183	262,312	264,457	266,621	270,094	273,612	277,176	280,787	284,444	288,150	291,903	295,706	299,558	303,460	309,439	315,536																				
New Jersey	310,868	315,579	320,361	325,215	330,143	335,146	340,225	345,380	353,306	361,413	369,707	378,190	386,869	395,746	404,828	414,117	423,620	433,341	440,649	448,080																				
New Mexico	286,407	293,585	300,943	308,485	316,217	324,142	332,266	340,593	352,150	364,100	376,455	389,229	402,437	416,093	430,213	444,811	459,905	475,511	478,714	481,938																				
New York	308,244	311,202	314,189	317,205	320,249	323,323	326,426	329,559	333,660	337,812	357,923	362,376	366,885	371,450	376,072	380,751	385,489	390,286	393,553	396,848																				
North Carolina	309,345	313,350	317,407	321,517	325,679	329,896	334,167	338,494	342,403	346,357	350,357	354,403	358,495	362,635	366,823	371,059	375,344	379,679	383,867	388,101																				
North Dakota	317,581	316,460	315,343	314,230	313,121	312,016	310,915	309,818	310,452	311,088	311,725	312,364	313,004	313,645	314,287	314,931	315,576	316,223	315,482	314,743																				
Ohio	313,225	317,645	322,127	326,672	331,282	335,957	340,697	345,505	352,486	359,608	366,874	374,287	381,849	389,565	397,436	405,466	413,659	422,017	425,980	429,980																				
Oklahoma	288,127	286,830	285,538	284,253	282,973	281,699	280,431	279,168	280,333	281,502	376,902	378,475	380,053	381,639	383,231	384,829	386,435	388,047	391,738	395,464																				
Oregon	301,105	311,322	321,887	332,809	344,103	355,779	367,852	380,335	386,108	391,968	397,918	403,958	410,089	416,314	422,633	429,048	435,560	442,171	449,647	457,250																				
Pennsylvania	305,329	307,124	308,930	310,747	312,574	314,412	316,261	318,121	320,527	322,950	357,931	360,638	363,365	366,112	368,881	371,670	374,480	377,312	378,886	380,468																				
Rhode Island	368,027	371,892	375,797	379,744	383,731	387,761	391,833	395,948	399,204	402,487	405,797	409,135	412,500	415,892	419,312	422,761	426,238	429,744	434,055	438,410																				
South Carolina	327,086	330,647	334,246	337,884	341,562	345,280	349,038	352,837	357,032	361,276	365,571	369,917	374,314	378,764	383,267	387,823	392,433	397,099	400,438	403,805																				
South Dakota	322,939	323,427	323,916	324,405	324,895	325,386	325,877	326,370	327,732	329,101	330,475	331,855	333,241	334,632	336,029	337,433	338,842	340,257	339,537	338,819																				
Tennessee	302,385	306,074	309,808	313,587	317,413	321,285	325,204	329,171	333,827	338,503	374,668	377,691	380,737	383,808	386,904	390,025	393,171	396,343	400,161	404,016																				
Texas	322,809	328,806	334,914	341,136	347,473	353,928	360,502	367,199	375,253	383,484	374,082	382,287	390,673	399,242	407,999	416,948	426,093	435,439	442,292	449,253																				
Utah	294,330	301,014	307,850	314,841	321,991	329,304	336,782	344,431	353,393	362,589	372,024	381,704	391,637	401,828	412,284	423,012	434,019	445,313	453,103	461,029																				
Vermont	364,688	366,525	368,372	370,228	372,094	373,968	375,853	377,747	378,943	380,143	381,347	382,554	383,766	384,981	386,200	387,423	388,650	389,881	395,046	400,281																				
Virginia	317,313	324,196	331,228	338,412	345,752	353,251	360,913	368,742	375,380	382,138	350,116	356,419	362,836	369,368	376,018	382,788	389,679	396,694	403,060	409,527																				
Washington	318,041	328,217	338,720	349,558	360,744	372,287	384,200	396,493	403,767	411,174	358,900	365,483	372,188																											

The Population Size of U.S. House Districts
1789 to 2000

Year	1963	1964	1965	1966	1967	1968	1969	1970	1971	1972	1973	1974	1975	1976	1977	1978	1979	1980	1981	1982										
Census	19																		20											
Congress	88			89			90			91			92			93			94			95			96			97		
Start & End Dates	1963	1965	1965	1967	1967	1969	1969	1971	1971	1973	1973	1975	1975	1977	1977	1979	1979	1981	1981	1983										
Congressional Year	1	2	1	2	1	2	1	2	1	2	1	2	1	2	1	2	1	2	1	2										
Apportionment	18										19																			
U.S.Total	426,044	431,411	436,870	442,423	448,073	453,821	459,670	465,622	470,491	475,464	480,544	485,733	491,033	496,448	501,981	507,635	513,413	519,319	523,993	528,757										
State:																														
Alabama	414,880	417,082	419,296	421,522	423,759	426,009	428,270	430,544	435,859	441,241	451,501	456,804	462,184	467,544	472,893	478,231	483,558	488,876	494,185	499,485										
Alaska	246,870	254,185	261,716	269,470	277,454	285,674	294,138	302,853	311,540	320,478	329,671	339,129	348,857	358,865	369,160	379,750	390,644	401,851	414,665	427,889										
Arizona	476,357	491,355	506,826	522,783	539,244	556,222	573,735	591,799	617,514	644,345	672,257	700,249	728,319	756,457	784,664	812,941	841,289	869,708	898,189	926,732										
Arkansas	456,582	459,969	463,382	466,820	470,284	473,773	477,289	480,830	489,216	497,749	506,430	515,262	524,249	533,392	542,695	552,160	561,791	571,589	573,178	574,772										
California	444,426	455,199	466,234	477,537	489,113	500,970	513,115	525,554	538,311	551,379	564,759	578,459	592,482	606,829	621,494	636,477	651,879	667,107	682,174	697,081										
Colorado	469,943	480,922	492,158	503,656	515,423	527,464	539,788	552,399	565,297	578,482	591,951	605,704	619,739	634,049	648,626	663,465	678,567	693,934	709,568	725,477										
Connecticut	445,850	453,903	462,102	470,448	478,945	487,596	496,403	505,369	506,611	507,856	509,104	510,355	511,609	512,867	514,127	515,391	516,657	517,927	520,844	523,778										
Delaware	474,670	484,525	494,585	504,853	515,335	526,034	536,955	548,104	552,560	557,033	561,583	566,149	570,753	575,393	580,072	584,789	589,544	594,338	601,157	608,055										
Florida	453,655	468,218	483,247	498,760	514,770	531,294	548,349	565,951	586,772	608,360	630,593	653,417	676,831	700,835	725,429	750,613	776,347	802,641	829,495	856,919										
Georgia	412,641	418,938	425,332	431,823	438,413	445,103	451,896	458,793	466,872	475,039	483,460	491,973	500,637	509,453	518,424	527,554	536,844	546,298	555,889	565,524										
Hawaii	335,564	342,211	348,991	355,904	362,953	370,145	377,478	384,956	393,737	402,717	411,903	421,298	430,908	440,737	450,789	461,072	471,588	482,345	489,082	495,914										
Idaho	340,310	342,578	344,861	347,159	349,473	351,802	354,147	356,507	363,658	371,098	381,836	392,879	403,236	412,917	423,931	435,286	446,994	472,063	475,104	478,165										
Illinois	432,477	436,701	440,967	445,274	449,624	454,015	458,450	462,928	464,233	465,541	466,853	468,169	469,488	470,811	472,138	473,469	474,803	476,142	476,155	476,168										
Indiana	437,850	442,614	447,430	452,299	457,220	462,195	467,224	472,308	474,922	477,551	480,194	482,851	485,524	488,211	490,913	493,630	496,362	499,110	499,598	500,087										
Iowa	396,816	397,781	398,749	399,719	400,692	401,667	402,644	403,624	404,869	406,119	407,369	408,619	409,869	411,119	412,369	413,619	414,869	416,119	417,369	418,619										
Kansas	439,902	441,305	442,712	444,123	445,539	446,959	448,384	449,814	452,066	454,329	456,603	458,889	461,186	463,495	465,816	468,148	470,491	472,847	475,214	477,591										
Kentucky	441,686	444,271	446,871	449,486	452,117	454,763	457,424	460,101	466,026	472,027	478,105	484,262	490,498	496,814	503,212	509,692	516,255	522,903	523,259	523,614										
Louisiana	421,095	425,857	430,672	435,542	440,467	445,448	450,485	455,579	462,154	468,823	475,589	482,453	489,415	496,478	503,643	510,911	518,284	525,764	525,937	526,110										
Maine	488,269	489,487	490,708	491,933	493,160	494,390	495,624	496,861	503,066	509,349	515,710	522,151	528,672	535,275	541,960	548,729	555,582	562,521	567,465	572,453										
Maryland	415,954	425,865	436,011	446,399	457,035	467,924	479,072	490,487	494,032	497,603	501,200	504,823	508,472	512,147	515,849	519,578	523,333	527,116	533,781	540,529										
Massachusetts	442,093	446,530	451,010	455,536	460,107	464,724	469,387	474,097	474,495	474,893	475,292	475,690	476,090	476,489	476,889	477,289	477,690	478,091	480,369	482,658										
Michigan	427,726	433,189	438,722	444,325	450,000	455,748	461,569	467,464	469,428	471,399	473,380	475,368	477,365	479,370	481,384	483,406	485,436	487,476	487,650	487,825										
Minnesota	440,886	445,707	450,581	455,508	460,490	465,525	470,616	475,762	479,033	482,325	485,641	488,979	492,340	495,724	499,132	502,563	506,017	509,496	513,117	516,764										
Mississippi	437,944	438,719	439,496	440,274	441,053	441,833	442,615	443,398	449,129	454,933	460,813	466,768	472,700	478,712	484,801	490,966	497,211	503,544	509,966	516,479										
Missouri	442,418	445,952	449,515	453,107	456,727	460,376	464,054	467,762	470,500	472,450	474,811	477,185	479,570	481,967	484,376	486,797	489,231	491,676	493,643	495,619										
Montana	340,300	341,278	342,258	343,242	344,228	345,217	346,209	347,204	351,563	355,977	360,447	364,972	369,555	374,195	378,893	383,650	388,467	393,345	393,959	394,574										
Nebraska	477,711	480,159	482,619	485,092	487,577	490,076	492,587	495,111	497,857	500,619	503,397	506,189	508,998	511,822	514,661	517,516	520,387	523,275	523,559	523,844										
Nevada	335,282	353,827	373,398	394,051	415,847	438,848	463,121	488,738	513,458	539,428	566,712	595,376	625,490	657,127	690,365	725,283	761,967	800,508	833,707	868,283										
New Hampshire	321,753	328,092	334,557	341,148	347,870	354,724	361,713	368,840	377,102	385,549	394,185	403,015	412,042	421,272	430,708	440,356	450,220	460,305	468,965	477,789										
New Jersey	425,261	432,432	439,725	447,140	454,681	462,348	470,145	478,074	479,351	480,631	481,915	483,203	484,494	485,788	487,086	488,387	489,692	491,000	493,382	495,775										
New Mexico	485,184	488,452	491,742	495,054	498,388	501,745	505,125	508,527	521,296	534,385	547,803	561,558	575,658	590,112	604,929	620,118	635,689	651,651	661,536	671,571										
New York	419,690	423,204	426,747	430,320	433,922	437,555	441,218	444,911	443,216	441,528	462,401	460,640	458,885	457,136	455,394	453,659	451,931	450,209	451,305	452,404										
North Carolina	428,053	432,775	437,549	442,375	447,255	452,188	457,176	462,219	468,988	475,857	482,826	489,897	497,072	504,352	511,739	519,233	526,838	534,554	540,997	547,519										
North Dakota	314,006	313,271	312,538	311,806	311,076	310,347	309,620	308,896	310,599	312,312	318,068	331,531	335,014	338,516	342,037	345,577	349,137	352,711	356,301	360,909										
Ohio	415,934	419,840	423,783	427,763	431,780	435,835	439,927	444,059	444,639	445,221	465,186	465,794	466,403	467,013	467,624	468,235	468,847	469,461	469,675	469,890										
Oklahoma	399,225	403,023	406,856	410,726	414,632	418,576	422,557	426,577	433,772	441,089	448,530	456,095	463,789	471,612	479,567	487,657	495,883	504,247	506,214	508,189										
Oregon	464,980	472,842	480,836	488,966	497,233	505,640	514,189	522,883	535,064	547,528	560,284	573,336	586,692	600,360	614,346	628,657	643,302	658,289	663,340	668,429										
Pennsylvania	424,506	426,278	428,057	429,844	431,638	433,439	435,248	437,065	437,301	437,538	472,796	473,052	473,307	473,563	473,819	474,076	474,332	474,588	474,656	474,724										
Rhode Island	442,809	447,252	451,739	456,272	460,850	465,474	470,144	474,861	474,732	474,604	474,475	474,347	474,218	474,090	473,961	473,833	473,705	473,577	474,319	479,078										
South Carolina	407,201	410,626	414,079	417,561	421,072	424,613	428,184	431,785	439,897	448,162	456,582	465,160	473,899	482,803	491,873	501,115	510,529	520,121	525,921	531,785										
South Dakota	338,102	337,387	336,673	335,961	335,251	334,542	333,834	333,128	334,334	335,544	336,758	337,977	339,200	340,428	341,660	342,897	344,138	345,384	345,644	345,906										
Tennessee	407,908	411,838	415,805	419,811	423,855	427,939	432,061	436,224	443,103	450,091	457,138	464,250	471,438	478,692	486,026	493,431	500,907	508,454	516,081	523,889										
Texas	436,483	443,352	450,329	457,416	464,615	471,927	479,354	486,898	498,687	510,761	501,331	513,470	525,903	538,636	551,678	565,036	578,717	592,729	603,337	614,135										
Utah	469,093	477,299	485,648	494,143	502,787	511,582	520,531	529,636	546,944	564,818	583,275	602,336	622,020	642,347	663,338	685,015	707,401	730,518	742,659	755,002										
Vermont	405,585	410,959	416,404	421,921	427,512	433,176	438,916	444,732	450,992	457,341	463,779	470,307																		

The Population Size of U.S. House Districts
1789 to 2000

Year	1983	1984	1985	1986	1987	1988	1989	1990	1991	1992	1993	1994	1995	1996	1997	1998	1999	2000	2001	2002																
Census																		21																		22
Congress	98			99			100			101			102			103			104			105			106			107								
Start & End Dates	1983	1985	1985	1987	1987	1989	1989	1991	1991	1993	1993	1995	1995	1997	1997	1999	1999	2001	2001	2003																
Congressional Year	1	2	1	2	1	2	1	2	1	2	1	2	1	2	1	2	1	2	1	2																
Apportionment	20										21																									
U.S.Total	533,613	538,563	543,608	548,752	553,995	559,342	564,793	570,351	577,323	584,411	591,619	598,948	606,402	613,982	621,693	629,536	637,514	645,631																		
State:																																				
Alabama	562,489	564,571	566,661	568,758	570,864	572,977	575,097	577,226	582,786	588,400	594,067	599,790	605,567	611,400	617,289	623,235	629,238	635,300																		
Alaska	441,534	455,614	470,143	485,136	500,607	516,571	533,044	550,043	557,287	564,626	572,062	579,597	587,230	594,964	602,800	610,739	618,782	626,932																		
Arizona	594,391	612,464	631,086	650,275	670,047	690,421	711,414	733,045	758,120	784,052	811,120	838,191	865,262	892,333	919,404	946,475	973,546	1,000,617																		
Arkansas	576,370	577,972	579,579	581,190	582,806	584,427	586,051	587,681	595,289	602,995	610,802	618,709	626,719	634,832	643,050	651,375	659,808	668,350																		
California	563,361	576,414	589,770	603,434	617,416	631,721	646,357	661,333	669,947	678,674	687,401	696,128	704,855	713,582	722,309	731,036	739,763	748,490																		
Colorado	500,935	507,544	514,239	521,023	527,896	534,860	541,916	549,065	556,214	563,363	570,512	577,661	584,810	591,959	599,108	606,257	613,406	620,555																		
Connecticut	526,729	529,696	532,679	535,680	538,697	541,732	544,783	547,852	549,795	551,745	553,701	555,665	557,636	559,613	561,598	563,589	565,588	567,594																		
Delaware	615,033	622,090	629,228	636,449	643,752	651,139	658,610	666,168	673,071	680,154	687,418	694,761	702,184	709,697	717,299	724,891	732,473	740,046																		
Florida	558,488	574,531	591,035	608,013	625,478	643,445	661,929	680,943	697,486	710,340	723,194	736,048	748,902	761,756	774,609	787,463	799,317	811,171																		
Georgia	574,959	584,843	594,898	605,125	615,527	626,109	636,873	647,821	658,865	669,997	681,219	692,531	703,934	715,428	727,012	738,686	750,450	762,304																		
Hawaii	502,840	509,864	516,986	524,207	531,529	538,953	546,481	554,114	559,075	564,080	569,130	574,225	579,366	584,552	589,786	595,066	600,393	605,768																		
Idaho	481,246	484,347	487,467	490,608	493,769	496,950	500,152	503,374	516,167	529,286	542,738	556,531	570,676	585,180	600,052	615,303	630,941	646,976																		
Illinois	519,471	519,485	519,500	519,514	519,529	519,543	519,558	519,572	523,900	528,265	532,665	537,109	541,597	546,130	550,708	555,331	560,000	564,713																		
Indiana	550,633	551,172	551,711	552,251	552,791	553,332	553,874	554,415	559,559	564,749	569,988	575,276	580,613	585,999	591,435	596,922	602,459	608,048																		
Iowa	478,666	476,365	474,076	471,797	469,529	467,273	465,027	462,792	465,226	467,649	470,062	472,475	474,888	477,301	479,714	482,127	484,540	486,953																		
Kansas	479,536	481,787	484,048	486,320	488,602	490,895	493,199	495,514	499,578	503,675	507,806	511,971	516,171	520,406	524,675	528,978	533,315	537,687																		
Kentucky	523,971	524,327	524,684	525,040	525,398	525,755	526,113	526,470	531,354	536,283	541,262	546,191	551,170	556,109	561,048	565,987	570,926	575,865																		
Louisiana	526,283	526,456	526,629	526,803	526,976	527,149	527,323	527,496	530,529	533,579	536,638	539,707	542,776	545,845	548,914	551,983	555,052	558,121																		
Maine	577,484	582,559	587,680	592,845	598,055	603,312	608,614	613,964	616,274	618,593	620,920	623,257	625,602	627,956	630,319	632,691	635,071	637,461																		
Maryland	547,363	554,284	561,292	568,388	575,574	582,852	590,221	597,683	603,828	610,037	616,310	622,646	629,049	635,517	642,051	648,653	655,322	662,060																		
Massachusetts	529,045	531,566	534,099	536,645	539,202	541,771	544,353	546,947	549,899	552,866	555,843	558,831	561,829	564,837	567,845	570,853	573,861	576,869																		
Michigan	515,111	515,296	515,480	515,665	515,850	516,035	516,220	516,405	519,871	523,361	526,873	530,406	533,959	537,532	541,125	544,738	548,361	551,994																		
Minnesota	520,436	524,135	527,860	531,612	535,390	539,195	543,027	546,887	553,338	559,866	566,470	573,152	579,913	586,754	593,676	600,679	607,765	614,934																		
Mississippi	507,278	508,323	509,371	510,421	511,473	512,528	513,584	514,643	519,830	525,069	530,361	535,707	541,106	546,560	552,069	557,634	563,254	568,931																		
Missouri	552,891	555,103	557,324	559,554	561,793	564,041	566,297	568,563	573,665	578,812	584,006	589,246	594,533	599,868	605,250	610,681	616,161	621,690																		
Montana	395,191	395,808	396,426	397,045	397,666	398,287	398,909	399,532	404,411	409,350	414,289	419,228	424,167	429,106	434,045	438,984	443,923	448,862																		
Nebraska	524,129	524,414	524,699	524,985	525,270	525,556	525,842	526,128	530,398	534,702	539,042	543,416	547,827	552,273	556,755	561,273	565,828	570,421																		
Nevada	452,146	470,898	490,427	510,766	531,949	554,011	576,987	600,916	632,258	665,235	699,932	736,439	774,850	815,264	857,786	902,526	949,599	999,128																		
New Hampshire	486,779	495,938	505,269	514,776	524,461	534,329	544,383	554,626	566,649	586,738	609,892	636,115	664,448	692,881	721,414	750,053	778,806	807,665																		
New Jersey	533,765	536,354	538,956	541,570	544,198	546,838	549,490	552,156	556,858	561,601	566,384	571,207	576,070	580,973	585,916	590,899	595,922	600,985																		
New Mexico	454,506	461,401	468,400	475,506	482,719	490,042	497,476	505,023	514,342	523,833	533,500	543,344	553,371	563,583	573,983	584,574	595,362	606,348																		
New York	520,198	521,465	522,735	524,008	525,284	526,563	527,845	529,131	531,961	534,807	538,701	542,645	546,638	550,681	554,774	558,917	563,109	567,352																		
North Carolina	554,119	560,799	567,559	574,401	581,325	588,333	595,425	602,603	614,419	626,467	638,818	651,372	664,247	677,361	690,714	704,407	718,349	732,550																		
North Dakota	648,510	647,114	645,721	644,330	642,943	641,559	640,178	638,800	639,139	639,478	639,818	640,157	640,497	640,837	641,178	641,518	641,859	642,200																		
Ohio	514,877	515,113	515,349	515,584	515,820	516,056	516,293	516,529	518,889	521,261	524,651	528,061	531,491	534,941	538,411	541,901	545,411	548,941																		
Oklahoma	510,171	512,160	514,158	516,164	518,177	520,198	522,227	524,264	529,139	534,060	539,026	544,039	549,098	554,204	559,358	564,560	569,810	575,109																		
Oregon	538,847	542,981	547,148	551,346	555,576	559,839	564,135	568,464	579,103	589,941	600,983	612,231	623,689	635,362	647,253	659,367	671,708	684,279																		
Pennsylvania	516,078	516,151	516,225	516,298	516,372	516,445	516,518	516,593	518,304	520,020	521,743	523,473	525,213	526,962	528,721	529,490	530,269	531,048																		
Rhode Island	481,853	484,644	487,451	493,114	495,970	498,842	501,732	503,930	506,139	508,357	510,585	512,823	515,070	517,327	519,595	521,872	524,159	526,446																		
South Carolina	537,715	543,711	549,774	555,904	562,103	568,371	574,708	581,117	589,329	597,658	606,105	614,670	623,357	632,167	641,101	650,161	659,350	668,668																		
South Dakota	692,334	692,857	693,381	693,904	694,429	694,953	695,478	696,004	701,675	707,393	713,157	718,968	724,827	730,733	736,687	742,690	748,742	754,844																		
Tennessee	519,451	522,601	525,771	528,959	532,168	535,395	538,642	541,909	550,320	558,861	567,535	576,344	585,289	594,373	603,599	612,967	622,481	632,142																		
Texas	555,667	565,612	575,734	586,038	596,526	607,201	618,068	629,130	642,161	655,463	670,136	685,269	699,962	714,716	729,549	744,482	759,515	774,748																		
Utah	511,700	520,204	528,850	537,640	546,575	555,659	564,894	574,283	589,377	604,868	620,766	637,082	652,827	671,012	688,649	706,749	725,325	744,389																		
Vermont	526,335	531,390	536,494	541,646	546,849	552,101	557,404	562,758	567,203	571,684	576,200	580,751	585,339	589,963	594,623	599,320	604,055	608,827																		
Virginia	558,620	566,837	575,174	583,634	592,218	600,928	609,767	618,735	627,117	635,612	644,631	654,175	664,254	674,878	685,047	695,761	706,119	716,527																		
Washington	542,523	551,470	560,564	569,808	579,205	588,757	598,467	608,336	620,100	632,092	644,316	656,971	670,056	683,581	697,546	711,961	726,826	742,151																		
West Virginia	475,446	471,480	467,547	463,647	459,779	455,944	452,140	448,369	448,739	449,110	449,308	449,803	450,298	450,793																						

Appendix 2 — Projected District Population Sizes (2001 – 2100)

The table below provides the projected population sizes for U. S. House districts for the total U. S. by Congress (2003 to 2100).

Projected Population Size of House Districts Total U. S. by Congress (2001 - 2099)							
Congresses (107 - 156)	21	Congress (year)				107 (2001)	
		District Population				654,098	
	22	Congress (year)	108 (2003)	109 (2005)	110 (2007)	111 (2009)	112 (2011)
		District Population	667,198	678,059	690,506	702,846	715,116
	23	Congress (year)	113 (2013)	114 (2015)	115 (2017)	116 (2019)	117 (2021)
		District Population	727,483	739,906	752,320	764,692	777,044
	24	Congress (year)	118 (2023)	119 (2025)	120 (2027)	121 (2029)	122 (2031)
		District Population	789,554	802,262	815,148	828,214	837,878
	25	Congress (year)	123 (2033)	124 (2035)	125 (2037)	126 (2039)	127 (2041)
		District Population	844,008	850,184	856,404	862,670	871,789
	26	Congress (year)	128 (2043)	129 (2045)	130 (2047)	131 (2049)	132 (2051)
		District Population	883,747	895,759	907,858	920,080	932,466
	27	Congress (year)	133 (2053)	134 (2055)	135 (2057)	136 (2059)	137 (2061)
		District Population	945,058	957,893	971,002	984,415	998,145
	28	Congress (year)	138 (2063)	139 (2065)	140 (2067)	141 (2069)	142 (2071)
		District Population	1,012,206	1,026,586	1,041,268	1,056,232	1,071,447
	29	Congress (year)	143 (2073)	144 (2075)	145 (2077)	146 (2079)	147 (2081)
		District Population	1,086,880	1,102,505	1,118,298	1,134,238	1,150,315
	30	Congress (year)	148 (2083)	149 (2085)	150 (2087)	151 (2089)	152 (2091)
		District Population	1,166,526	1,182,869	1,199,351	1,215,976	1,232,751
31	Congress (year)	153 (2093)	154 (2095)	155 (2097)	156 (2099)		
	District Population	1,249,675	1,266,749	1,283,966	1,301,319		

Note: *these data do not include the District of Columbia or territories.*